

New results in QCD at finite μ

Rajiv Gavai and Sourendu Gupta

ILGTI: TIFR

The QCD Critical Point
INT Seattle
July 29, 2008

- 1 The finite temperature transition
- 2 Quark Number Susceptibilities
- 3 Linkage
- 4 The Critical End Point
- 5 Series sums and Padé resummations
- 6 Summary

Outline

- 1 The finite temperature transition
- 2 Quark Number Susceptibilities
- 3 Linkage
- 4 The Critical End Point
- 5 Series sums and Padé resummations
- 6 Summary

Crawling towards the continuum

- **Before this year:** state of the art lattice computations of physics at finite chemical potential used lattice cutoff $\Lambda = 4T \simeq 800$ MeV near T_c .
- Our earlier computation used $m_\pi \simeq 230$ MeV and spatial sizes with $LT = 2, 3, 4$ and 6 . This enabled extrapolation to the thermodynamic limit, *i.e.*, $L \rightarrow \infty$.
- **Now:** new computations with $\Lambda = 6T \simeq 1200$ MeV near T_c .
- m_π remains unchanged (230 MeV), but spatial volumes are somewhat smaller ($LT = 2, 3$ and 4). No extrapolation to $L \rightarrow \infty$ yet.
- 20000–50000 configurations at each coupling; stochastic determination of traces with 500 random vectors on each configuration. (Gavai and SG, Phys. Rev. D 68, 2003, 034506.)

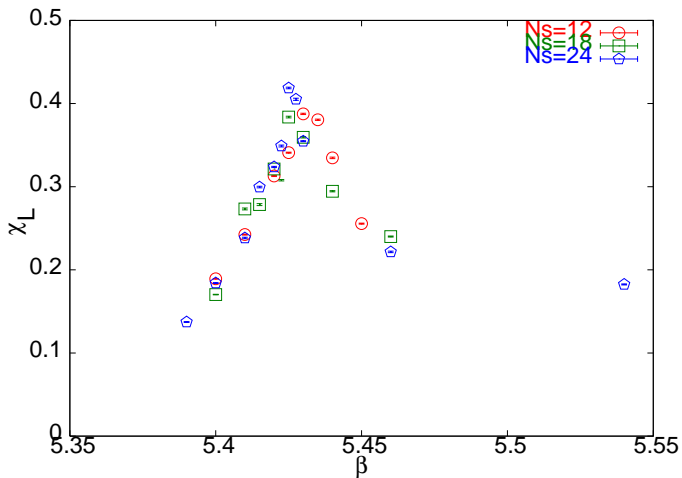
Algorithmic issues

- For $N_f = 2$ simulations with staggered quarks we used R-algorithm. Most runs used trajectory length of 1 MD time unit and $\delta T = 0.01$.
- Test case: $m/T_c = 0.1$, 6×24^3 lattice. Changed δT from 0.01 to 0.001. No change in bulk quantities: plaquettes, Re L, quark condensate.
- For same test case, changed trajectory length from 1 MD time unit to 3 MD time units. No change in bulk quantities, but with longer trajectories autocorrelation lengths decreased so that CPU time taken for generating decorrelated configs decreased.

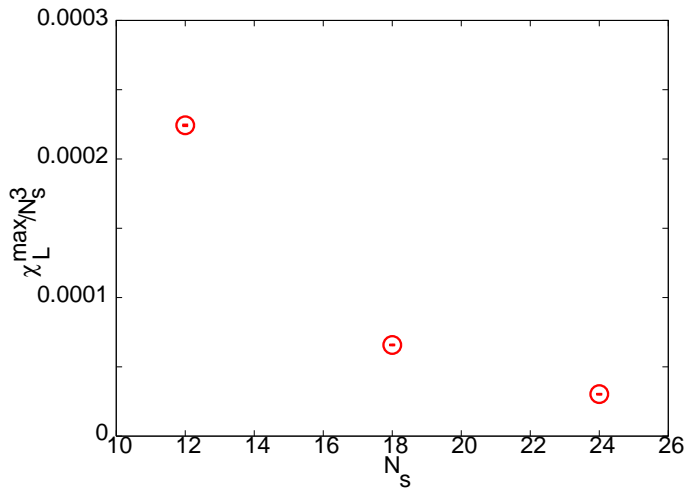
Locating the finite temperature cross over

- Cross-over coupling monitored using Polyakov Loop susceptibility: χ_L , an operator which enters fourth-order QNS: $(T/V)\langle O_{22} \rangle_c$, and an operator which enters eighth-order QNS: $(T/V)\langle O_{44} \rangle_c$. Measures consistent with each other within the precision of this work.
- For $m/T_c = 0.1$, we find $\beta_c = 5.425(5)$. Previous results bracketed this: for $m/T_c = 0.15$ one had $\beta_c = 5.438(40)$ (Gottlieb et al, PRL 59, 1987, 1513) and for $m/T_c = 0.075$ it was found that $\beta_c = 5.41\text{--}5.43$ (Bernard et al, PR D 45, 1992, 3854).
- Transition is not first order. Computations at larger volumes are required to distinguish cross over from second order transition.

Polyakov loop susceptibility



Not first order



Outline

- 1 The finite temperature transition
- 2 Quark Number Susceptibilities**
- 3 Linkage
- 4 The Critical End Point
- 5 Series sums and Padé resummations
- 6 Summary

What is a QNS?

Taylor coefficient of the pressure in $N_f = 2$ QCD is

$$P(T, \mu_u, \mu_d) = \sum_{n_u, n_d} \frac{1}{n_u! n_d!} \chi_{n_u, n_d}(T) \mu_u^{n_u} \mu_d^{n_d},$$

and, since the two quark flavours are degenerate, $\chi_{n_u, n_d} = \chi_{n_d, n_u}$.

Diagonal QNS have either $n_u = 0$ or $n_d = 0$.

In two flavour QCD trade $\mu_{u,d}$ for $\mu_{B,Q}$. Then

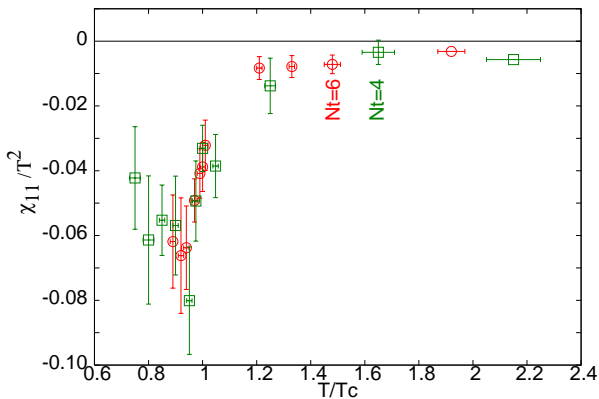
$$\chi_B = \frac{2}{9} (\chi_{20} + \chi_{11}) = 2\chi_{BQ}$$

$$\chi_Q = \frac{1}{9} (5\chi_{20} - 4\chi_{11}).$$

Transforming to μ_{B,I_3} , one has

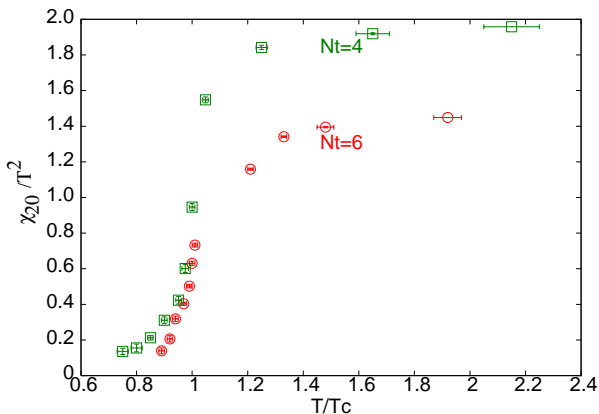
$$\chi_{BI_3} = 0, \quad \chi_{I_3} = \frac{1}{2} (\chi_{20} - \chi_{11}).$$

Off-diagonal QNS



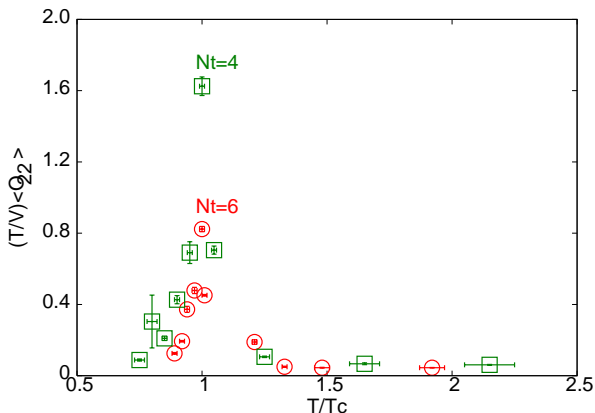
Sees only $\langle O_{11} \rangle$. No evidence for lattice spacing effects.

Diagonal QNS



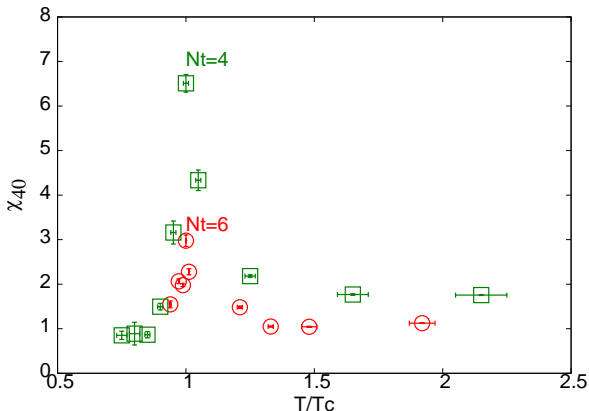
Sees $\langle O_{11} \rangle$ and $\langle O_2 \rangle$. Second expectation value is cutoff dependent. Also, has a cross over. We look at its susceptibility $\langle O_{22} \rangle_c$ to identify T_c .

“Susceptibility” of QNS: $\langle O_{22} \rangle_c$ — 4th order QNS

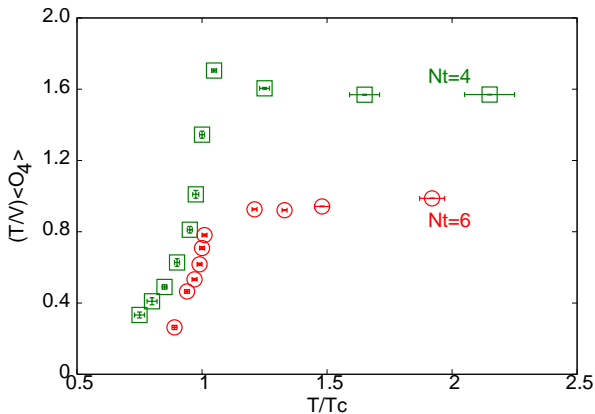


Peak at the same coupling as peak of χ_L . Within the 1% precision of T/T_c , the two quantities peak at the same coupling. See Gavai and Gupta, PR D72 (2005) 054006.

Diagonal fourth-order QNS

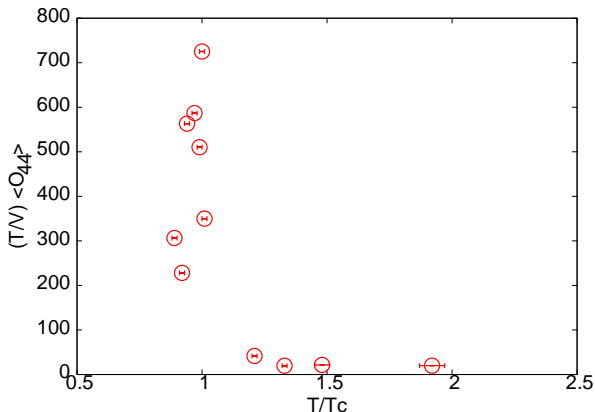


Non-zero for $T > T_c$. Has contribution from $\langle O_4 \rangle$, which has non-vanishing value for the ideal gas.

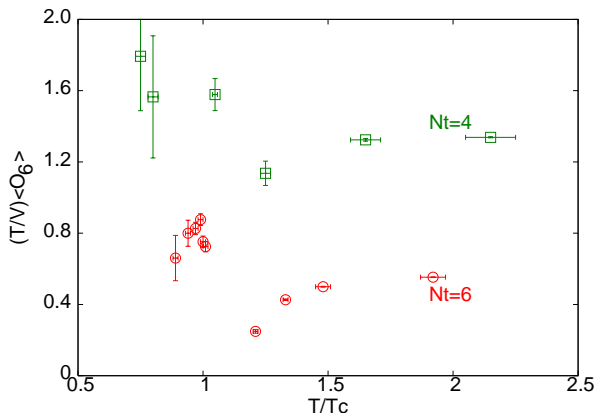
The operator O_4 

Rapid cross over from a small value in the hadronic phase to a non-vanishing value for the ideal gas.

“Susceptibility” of O_4 : $\langle O_{44} \rangle_c$ — 8th order QNS



This quantity peaks at the same coupling as χ_L and $\langle O_{22} \rangle_c$. Within the precision of our measurement there is no dependence of the cross over coupling on these observables.

The operator O_6 — 6th order QNS

The operator expectation value $\langle O_6 \rangle$ has structure below T_c and hence its “susceptibility” cannot be used to probe the cross over coupling. Similar observation for $\langle O_8 \rangle$.

Outline

- 1 The finite temperature transition
- 2 Quark Number Susceptibilities
- 3 Linkage**
- 4 The Critical End Point
- 5 Series sums and Padé resummations
- 6 Summary

Linkage between quantum numbers

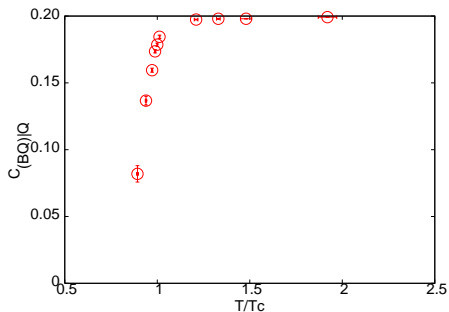
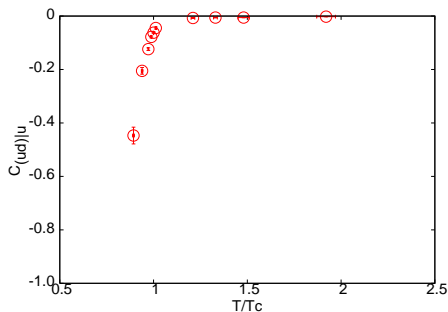
- Linkage between quantum numbers F and G is

$$C_{(FG)|F} = \frac{\chi_{FG}}{\chi_F} = C_{(GF)|F}.$$

Measures amount of G excited per unit fluctuation in F . The quantities $C_{(FG)|F}$ and $C_{(FG)|G}$ not necessarily equal.

- $C_{(ud)|u} = -2/3$ at low temperature, since the pion is the lightest excitation, and at high temperature it vanishes. For $N_f = 2$ one has $C_{(ud)|u} = C_{(ud)|d}$.
- $C_{(BQ)|Q} = 0$ at low temperatures (pion is the lightest particle) and $1/5$ at high temperature.
- $C_{(BQ)|B} = 1/2$ at all temperatures by definition.

Results



Quick cross over from hadron gas behaviour to quark gas behaviour.
 Rounding seen close to T_c . Finite-size effects need to be investigated:
 $LT = 4$. Earlier computation with $N_t = 4$ saw less rounding with $LT = 6$.

Outline

- 1 The finite temperature transition
- 2 Quark Number Susceptibilities
- 3 Linkage
- 4 The Critical End Point**
- 5 Series sums and Padé resummations
- 6 Summary

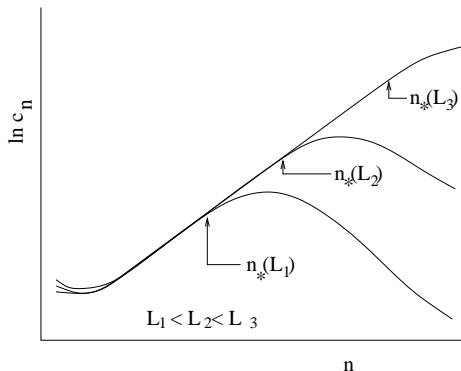
Finite size effects

- At critical point correlation length becomes infinite, appropriate susceptibilities diverge and free energy becomes singular ... in the infinite volume limit (van Hove's theorem).
- No numerical computation ever performed on infinite volumes.
- Deduce the existence of a critical point through extrapolations: finite size scaling (FSS) well developed for direct simulations.
- Example: peak of susceptibility scales as power of volume. Smaller effect: position of peak shifts from its infinite volume position by a different power of volume—

$$\chi_{max}(L) \propto L^p, \quad T_c(L) = T_c - a/L^q, \quad (p, q > 0).$$

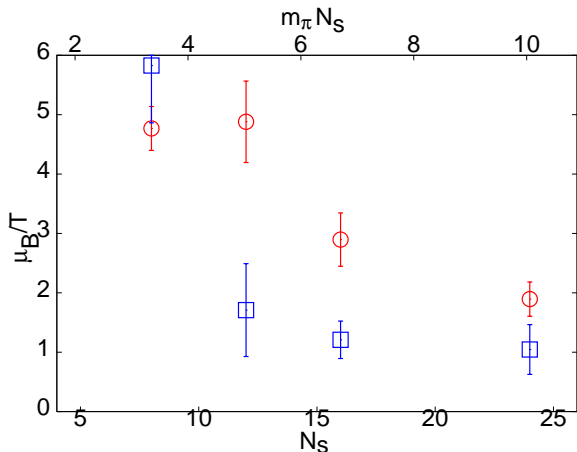
- FSS not well developed for series expansions; some aspects are known.

Series expansions

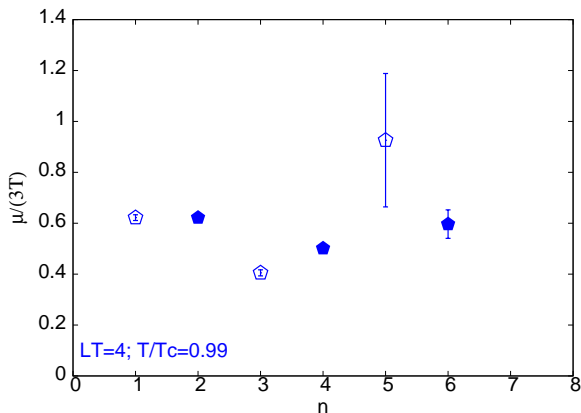


For a divergent quantity: $\chi(T, \mu_B) = \sum_n c_n(T) \mu_B^n$, the leading finite volume effects in the series coefficients.

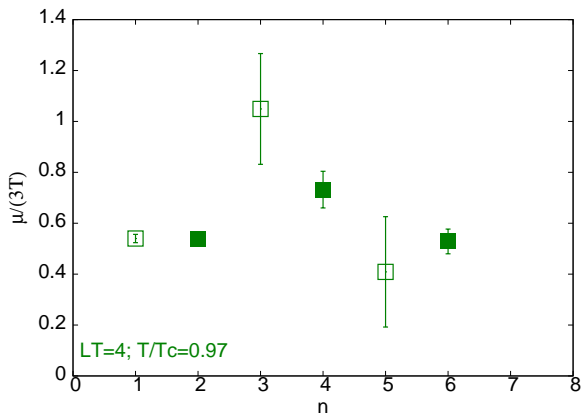
$$N_t = 4$$



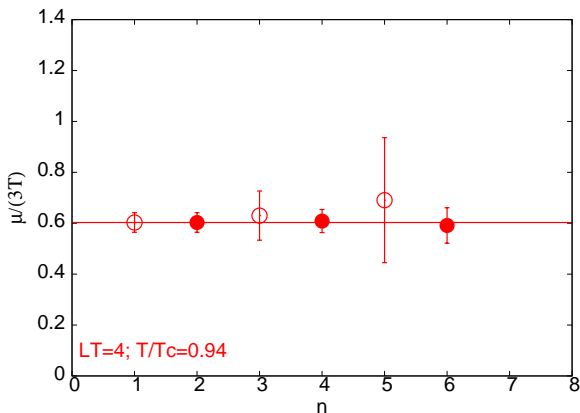
At fixed $T/T_c \simeq 0.95$. Circles: ratio of order 0 and 2; boxes: ratio of order 2 and 4. Gavai and SG, Phys. Rev. D 71, 2005, 114014.

$N_t = 6$: Radius of convergence

Filled symbols: $(\chi^{(0)}/\chi^{(n)})^{1/n}$. Open symbols: $\sqrt{\chi^{(n-1)}/\chi^{(n+1)}}$.

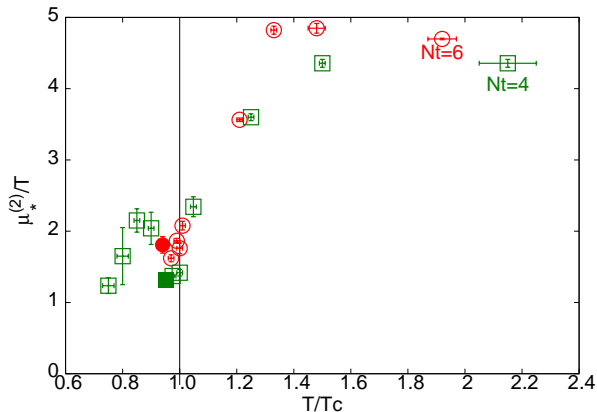
$N_t = 6$: Radius of convergence

Filled symbols: $(\chi^{(0)}/\chi^{(n)})^{1/n}$. Open symbols: $\sqrt{\chi^{(n-1)}/\chi^{(n+1)}}$.

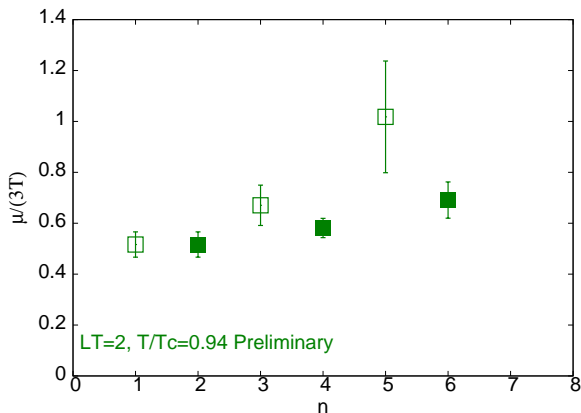
$N_t = 6$: Radius of convergence

Filled symbols: $(\chi^{(0)}/\chi^{(n)})^{1/n}$. Open symbols: $\sqrt{\chi^{(n-1)}/\chi^{(n+1)}}$.

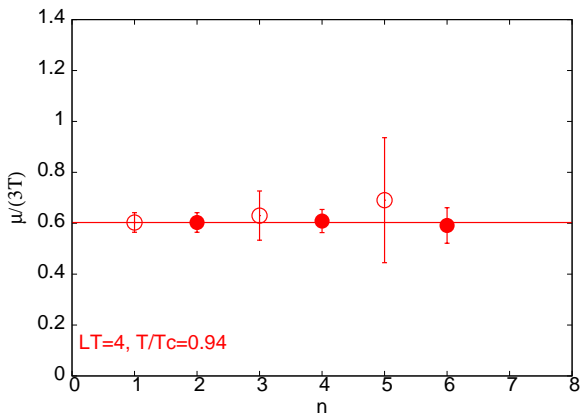
Radius of convergence



Lattice spacing dependence quantifies possible systematic errors.

$N_t = 6$: Finite size scaling

Filled symbols: $(\chi^{(0)}/\chi^{(n)})^{1/n}$. Open symbols: $\sqrt{\chi^{(n-1)}/\chi^{(n+1)}}$.

$N_t = 6$: Finite size scaling

Filled symbols: $(\chi^{(0)}/\chi^{(n)})^{1/n}$. Open symbols: $\sqrt{\chi^{(n-1)}/\chi^{(n+1)}}$.

Critical end point

- Multiple criteria agree:
 - Stability of radius of convergence with order and estimator
 - Pinching of the radius of convergence with T .
 - Smallest T where all the coefficients are positive.
 - Finite size effects roughly correct; more planned for the future.
- This gives

$$\frac{T^E}{T_c} = 0.94 \pm 0.01 \quad \text{and} \quad \frac{\mu_B^E}{T^E} = 1.8 \pm 0.1$$

with $Nf = 2$ when $m_\pi/m_\rho \simeq 0.3$ at a finite volume with $LT = 4$ and lattice cutoff of $a = 1/6 T^E$.

- For a lattice cutoff of $a = 1/4 T^E$ at the same renormalized quark mass and on the same volume we had found a similar value for T^E/T_c and $\mu_B^E/T^E = 1.3 \pm 0.3$. Extrapolation to $L \rightarrow \infty$ reduced this to 1.1 ± 0.1 .

Outline

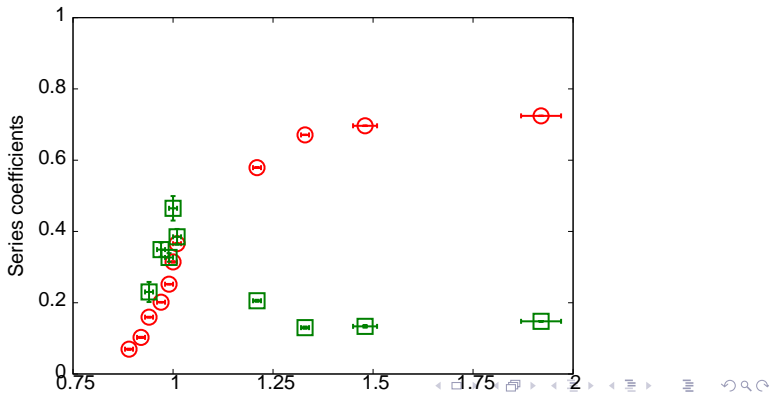
- 1 The finite temperature transition
- 2 Quark Number Susceptibilities
- 3 Linkage
- 4 The Critical End Point
- 5 Series sums and Padé resummations**
- 6 Summary

Fluctuations of Baryon number

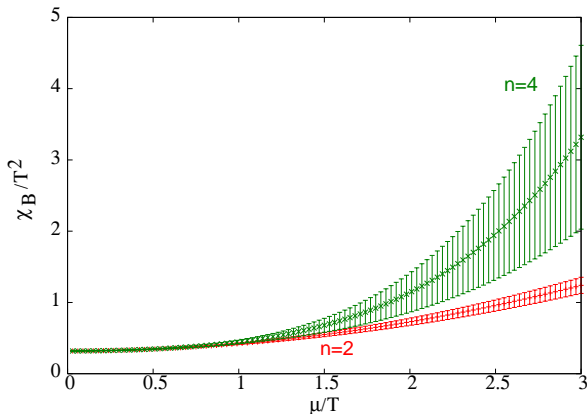
Suggestion by Stephanov, Rajagopal, Shuryak; Asakawa, Heinz, Muller; Jeon, Koch

$$P(\Delta B) = \exp\left(-\frac{(\Delta B)^2}{2VT\chi_B}\right).$$

Extrapolate χ_B to finite chemical potential: peak at T_c ?

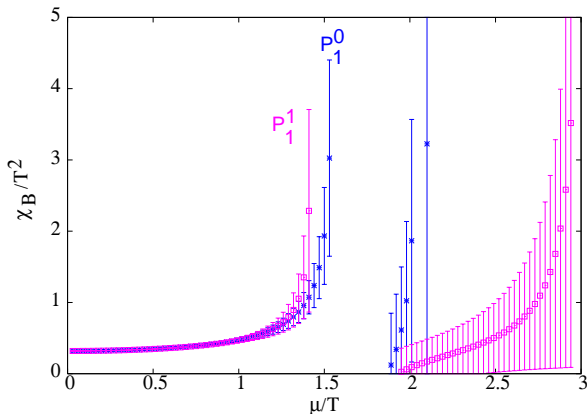


Sum the series



Summing the series never shows critical behaviour: sum is a polynomial and smoothly behaved. The sum peaks at T_c : incorrect (see SG, SEWM 2006).

Critical fluctuations



Use Padé approximants for the extrapolations: divergence at the critical end point (see Lombardo, Mumbai 2005). Error propagation requires care: see arXiv:0806.2233 [hep-lat].

Outline

- 1 The finite temperature transition
- 2 Quark Number Susceptibilities
- 3 Linkage
- 4 The Critical End Point
- 5 Series sums and Padé resummations
- 6 Summary**

Summary 1: finite temperature

- 1 Simulations of $N_f = 2$ QCD (staggered quarks, Wilson action) with renormalized quark mass $m_\pi \simeq 230$ MeV with $1/a \simeq 1200$ MeV and $LT = 2, 3$ and 4 .
- 2 Finite temperature cross over located at $\beta_c = 5.425(5)$, consistent with previous computations at neighbouring masses. Consistent measurements obtained with χ_L , $(T/V)\langle O_{22} \rangle_c$ and $(T/V)\langle O_{44} \rangle_c$ within precision of this computation.
- 3 Cutoff artifacts seen in many QNS. Surprisingly, measurements are more well-behaved at smaller lattice spacing (see χ_{60} and χ_{80} , for example).

Summary 2: finite chemical potential

- 1 Very stable estimate of the critical end point: three criteria agree.

$$\frac{T^E}{T_c} = 0.94 \pm 0.01 \quad \text{and} \quad \frac{\mu_B^E}{T^E} = 1.8 \pm 0.1$$

with lattice cutoff of $a = 1/6 T^E \simeq 1100$ MeV, compared to $\mu_B^E/T^E = 1.3 \pm 0.3$ at $a = 1/4 T^E \simeq 750$ MeV on the same spatial volume.

- 2 Series extrapolation needs resummation: Padé approximants are one possible resummation.
- 3 Linkage between u and d quantum numbers disappears at $T \simeq T_c$ when $\mu_B = 0$. How abrupt? Requires finite size scaling.