

Gluon Contents of Pion and Kaon from Meson-induced Quarkonium Production Experiments

Jen-Chieh Peng

University of Illinois at Urbana-Champaign

In collaboration with Wen-Chen Chang, Stephane Platchkov,
Takahiro Sawada, Claude Bourrely and Franco Buccella

INT Workshop 20R-77

Origin of the Visible Universe: Unraveling the Proton Mass

June 13 - 17, 2022

Partonic structures of pion and kaon

Why is it interesting?

- Lightest $q\bar{q}$ bound states, and Goldstone bosons
- A simpler hadronic system than the nucleon
- Mass decomposition of pion and kaon
- Spin-0 π and K contrasting spin-1/2 nucleon
- Compared to nucleons, very little is known experimentally for the partonic structures of mesons

Partonic structures of pion and kaon

Spin-0 for π and K implies:

- No helicity distributions ($\Delta q(x) = 0$, $\Delta G(x) = 0$)
- No TMDs such as Transversity, Sivers, Pretzelosity distributions
(Boer-Mulders functions for π and K do exist)

Number of unpolarized partonic distributions is reduced from symmetry consideration (charge-conjugation and SU(2) flavor symmetries)

- $u_{\pi^+}^V(x) = \bar{d}_{\pi^+}^V(x) = \bar{u}_{\pi^-}^V(x) = d_{\pi^-}^V(x) \equiv V_\pi(x)$
- $\bar{u}_{\pi^+}(x) = d_{\pi^+}(x) = u_{\pi^-}(x) = \bar{d}_{\pi^-}(x) \equiv S_\pi(x)$

For kaons, more PDFs are needed (breaking of SU(3) flavor symmetry)

- $u_{K^+}^V(x) \neq \bar{s}_{K^+}^V(x)$ (analogous to $u_p^V(x) \neq d_p^V(x)$)
- $\bar{u}_{K^+}(x) \neq \bar{d}_{K^+}(x)$ (analogous to $\bar{u}_p(x) \neq \bar{d}_p(x)$)

Many interesting questions can be raised on the comparison between pion and kaon parton distributions

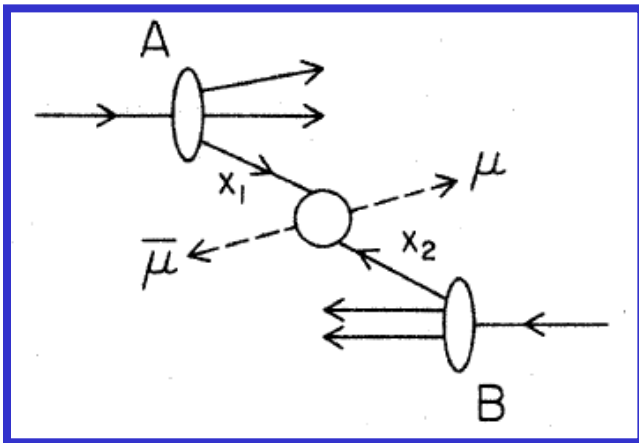
Meson partonic content from the Drell-Yan Process

MASSIVE LEPTON-PAIR PRODUCTION IN HADRON-HADRON COLLISIONS AT HIGH ENERGIES*

Sidney D. Drell and Tung-Mow Yan

Stanford Linear Accelerator Center, Stanford University, Stanford, California 94305

(Received 25 May 1970)



$$p + \bar{p} \rightarrow (\mu^+ \mu^-) + \dots \quad (1)$$

Our remarks apply equally to any colliding pair such as $(p\bar{p})$, (πp) , (γp) and to final leptons $(\mu^+ \mu^-)$, $(e\bar{e})$, $(\mu\nu)$, and $(e\nu)$.

(4) The full range of processes of the type (1) with incident p , \bar{p} , π , K , γ , etc., affords the interesting possibility of comparing their parton and antiparton structures.

List of Drell-Yan experiments with π^- beam

Experiments at CERN and Fermilab

Exp	P (GeV)	targets	Number of D-Y events
WA11	175	Be	500 (semi-exclusive)
WA39	40	W (H ₂)	3839 (all beam, M > 2 GeV)
NA3	150, 200, 280	Pt (H ₂)	21600, 4970, 20000 (535, 121, 741)
NA10	140, 194, 286	W (D ₂)	~84400, ~150000, ~45900 (3200, --, 7800)
E331/E444	225	C, Cu, W	500
E326	225	W	
E615	80, 252	W	4060, ~50000

- Relatively pure π^- beam; J/ Ψ production also measured
- Relatively large cross section due to $\bar{u}d$ contents in π^-

For a very long time, only four pion parton distribution functions were available

- First: OW-P (PRD 30, 943 (1984))
 - LO QCD
 - Drell-Yan data from E537 and NA3
- Second: ABFKW-P (PL 233, 517 (1989))
 - NLO QCD
 - Direct photon data from WA70 and NA24
 - Sea-quark distribution from NA3 Drell-Yan

For a very long time, only four pion parton distribution functions were available

- Third: GRV-P (Z. Phys. C53, 651 (1992))
 - Only valence and valence-like gluon at initial scale. Sea is entirely from QCD evolution
 - Valence distribution from fit to direct photon data

- Fourth: SMRS (PR D45, 2349 (1992))
 - NA10 and E615 D-Y data
 - WA70 direct photon data

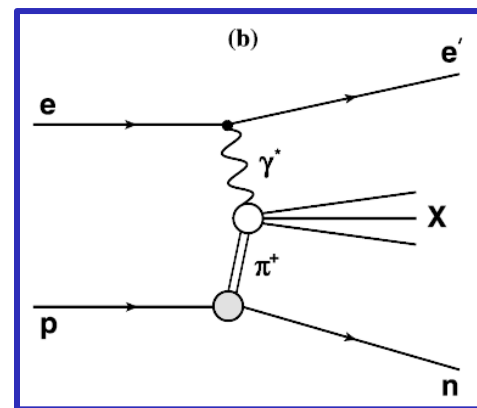
- Need new global fits to all existing data
- Need new experimental data with pion and kaon beams

First Monte Carlo global QCD analysis of pion parton distributions

P. C. Barry,¹ N. Sato,² W. Melnitchouk,³ and Chueng-Ryong Ji¹

JAM Collaboration

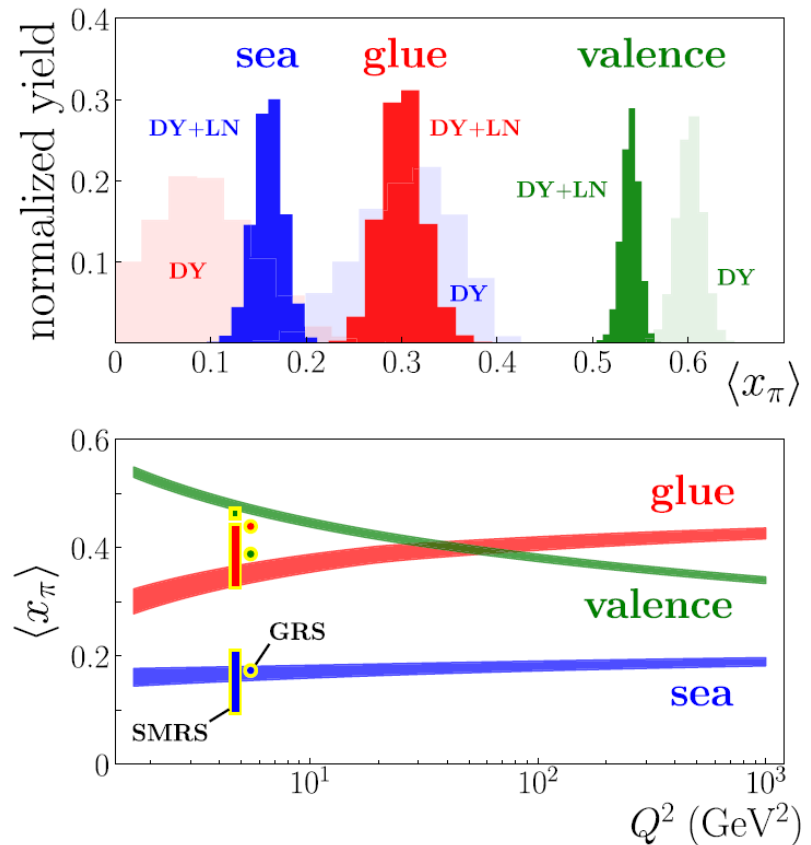
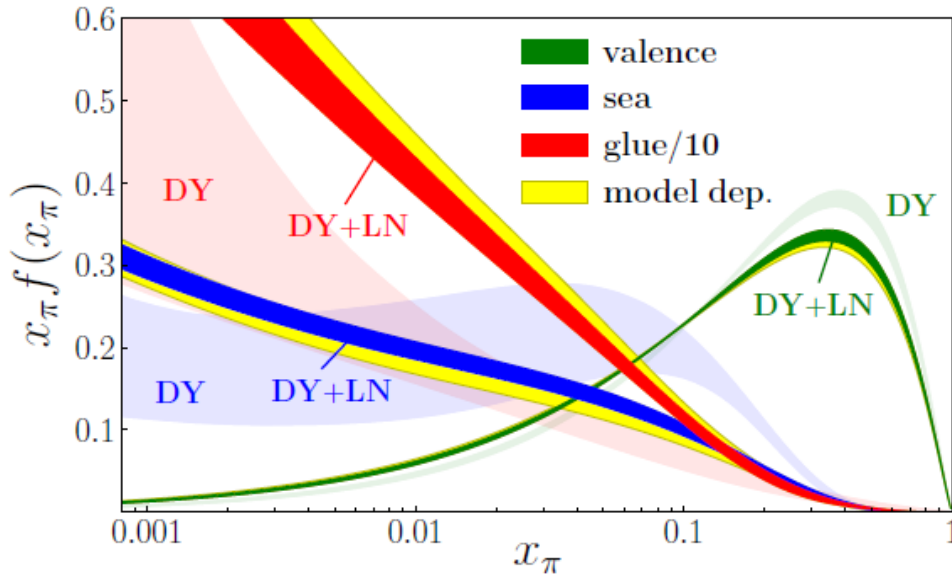
PRL 121, 152001 (2018)



- Drell-Yan data from NA10 and E615
- **Leading-neutron tagged DIS from HERA** provides information on the pion PDFs at small x
- The Q^2 evolution allows extraction of gluon distribution
- Uncertainties of the pion PDFs are determined

Implications of the JAM results

PRL 121, 152001 (2018)



- The tagged-DIS data significantly reduce the uncertainty of the pion PDFs
- Further measurements of tagged-DIS can be pursued at JLab and EIC

JAM21, PRL 127, 232001 (2021); PRD 103, 114014 (2021)

**Parton distribution functions of the charged pion
within the xFitter framework**

Ivan Novikov^{1,2,*}, Hamed Abdolmaleki³, Daniel Britzger⁴, Amanda Cooper-Sarkar⁵, Francesco Giuli⁶,
Alexander Glazov^{2,†}, Aleksander Kusina⁷, Agnieszka Luszczak⁸, Fred Olness⁹, Pavel Starovoitov¹⁰,
Mark Sutton¹¹ and Oleksandr Zenaiev¹²

(xFitter Developers' team)

- Drell-Yan data from NA10 and E615
- Direct photon production data from WA70
- Uncertainties of the pion PDFs are determined
- Valence distribution is well determined, but not the sea and gluon distributions

A New Extraction of Pion Parton Distributions in the Statistical Model

Claude Bourrely^a, Franco Buccella^b, Jen-Chieh Peng^c

Physics Letters B 813 (2021) 136021

$$xU(x) = xD(x) = \frac{A_U X_U x^{b_U}}{\exp[(x - X_U)/\bar{x}] + 1} + \frac{\tilde{A}_U x^{\tilde{b}_U}}{\exp(x/\bar{x}) + 1} . \quad (7)$$

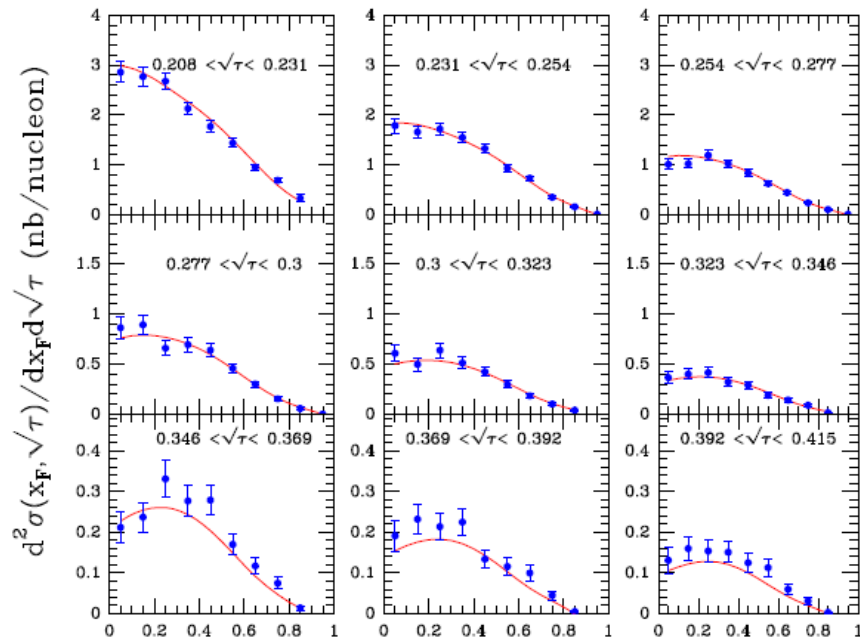
$$x\bar{U}(x) = x\bar{D}(x) = \frac{A_U (X_U)^{-1} x^{b_U}}{\exp[(x + X_U)/\bar{x}] + 1} + \frac{\tilde{A}_U x^{\tilde{b}_U}}{\exp(x/\bar{x}) + 1} . \quad (8)$$

$$xS(x) = x\bar{S}(x) = \frac{\tilde{A}_U x^{\tilde{b}_U}}{2[\exp(x/\bar{x}) + 1]} . \quad (9)$$

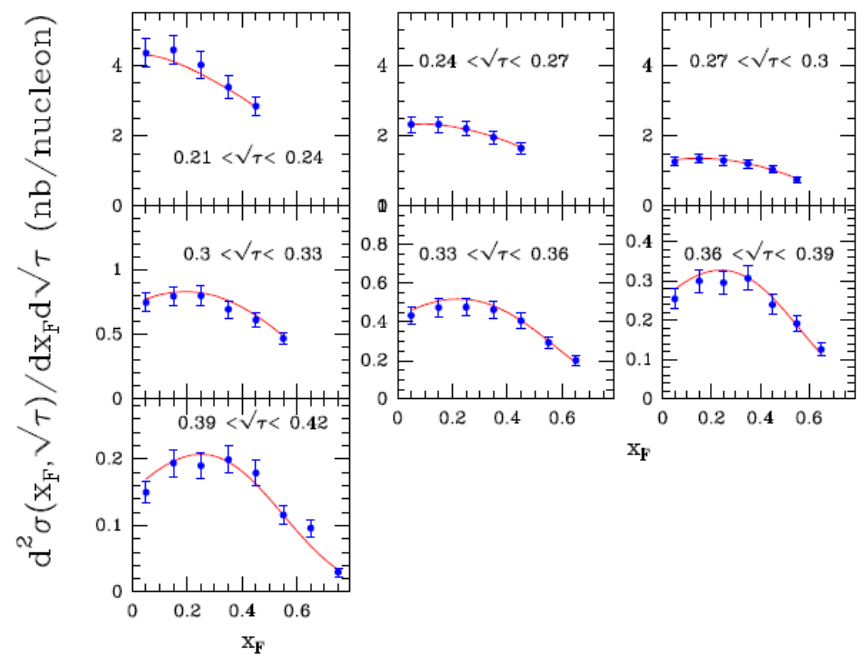
$$xG(x) = \frac{A_G x^{b_G}}{\exp(x/\bar{x}) - 1} . \quad (10)$$

- The statistical model describes proton's PDF very well
- The antiquark's flavor structure is related to quark's flavor structure
- The antiquark's spin structure is related to quark's spin structure
- It is not clear if the statistical model also works for meson's PDFs

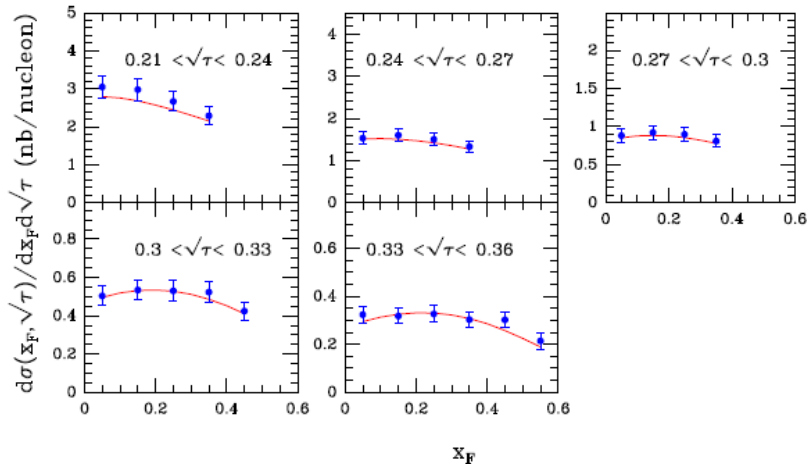
E115 $\pi^- W \rightarrow \mu^- \mu^+ X$ 252 GeV



NA10 $\pi^- W \rightarrow \mu^- \mu^+ X$ 194 GeV



NA10 $\pi^- W \rightarrow \mu^- \mu^+ X$ 286 GeV



With only a few parameters for the pion PDFs, the Drell-Yan data are well described by the statistical model

Comparison between proton and pion PDFs in the statistical model

$$xQ^\pm(x) = \frac{A_Q X_Q^\pm x^{b_Q}}{\exp[(x - X_Q^\pm)/\bar{x}] + 1},$$

$$A_U = 0.776 \pm 0.15$$

$$b_U = 0.500 \pm 0.02$$

$$X_U = 0.756 \pm 0.01$$

$$\bar{x} = 0.1063 \pm 0.004$$

$$\tilde{A}_U = 2.089 \pm 0.21$$

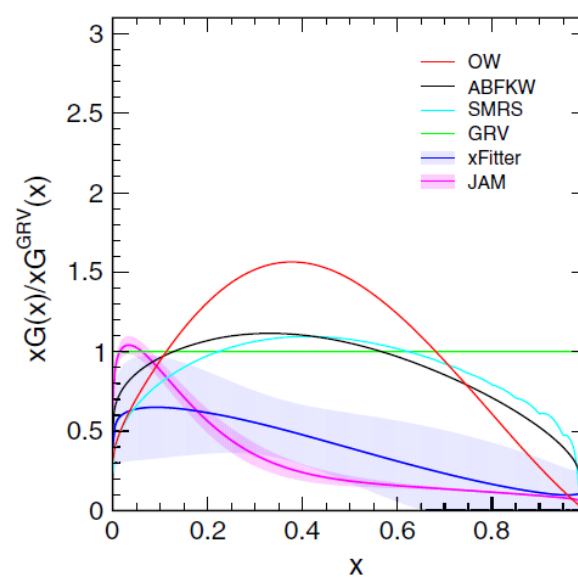
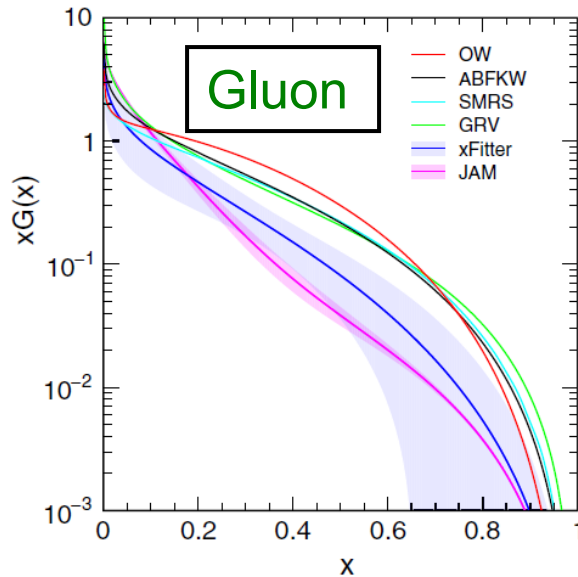
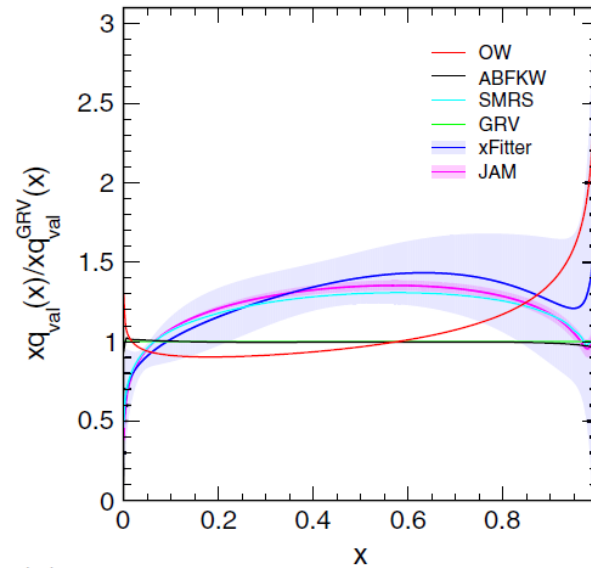
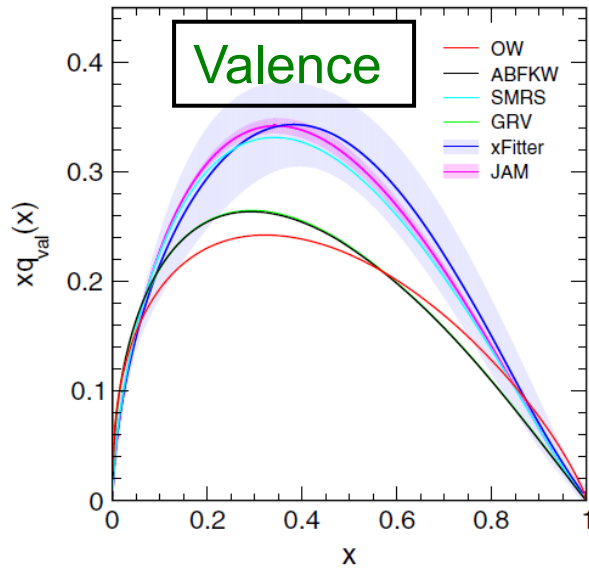
$$\tilde{b}_U = 0.4577 \pm 0.009$$

$$A_G = 31.17 \pm 1.7$$

$$b_G = 1 + \tilde{b}_U.$$

- The temperature, $\bar{x} = 0.106$, found for pion is very close to that obtained for proton, $\bar{x} = 0.090$, suggesting a common feature for the statistical model description of baryons and mesons
- The chemical potential of the valence quark for pion, $X_U = 0.756$, is significantly larger than for proton, $X_U = 0.39$

Valence and gluon distributions for various pion PDFs

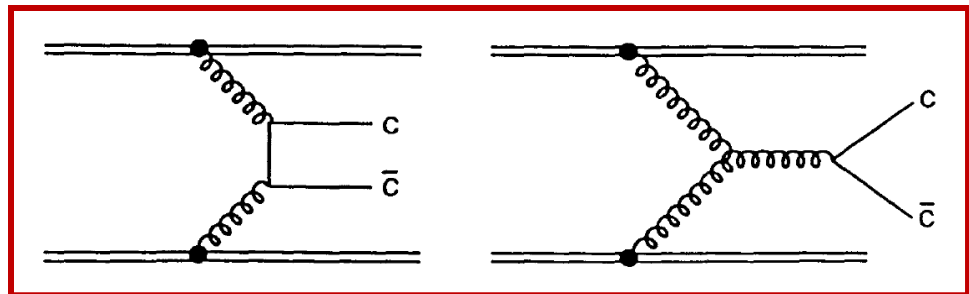
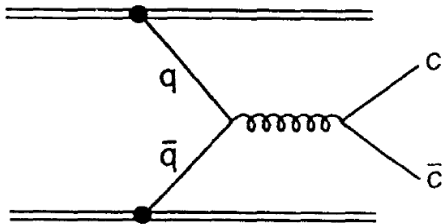


- Quite good agreements for valence quark PDFs
- Much larger variations for the gluon PDFs

Constraining gluon distribution of pion with pion-induced J/Ψ production

Chang, Platchkov, Sawada, JCP, PRD 102 (2020) 054024

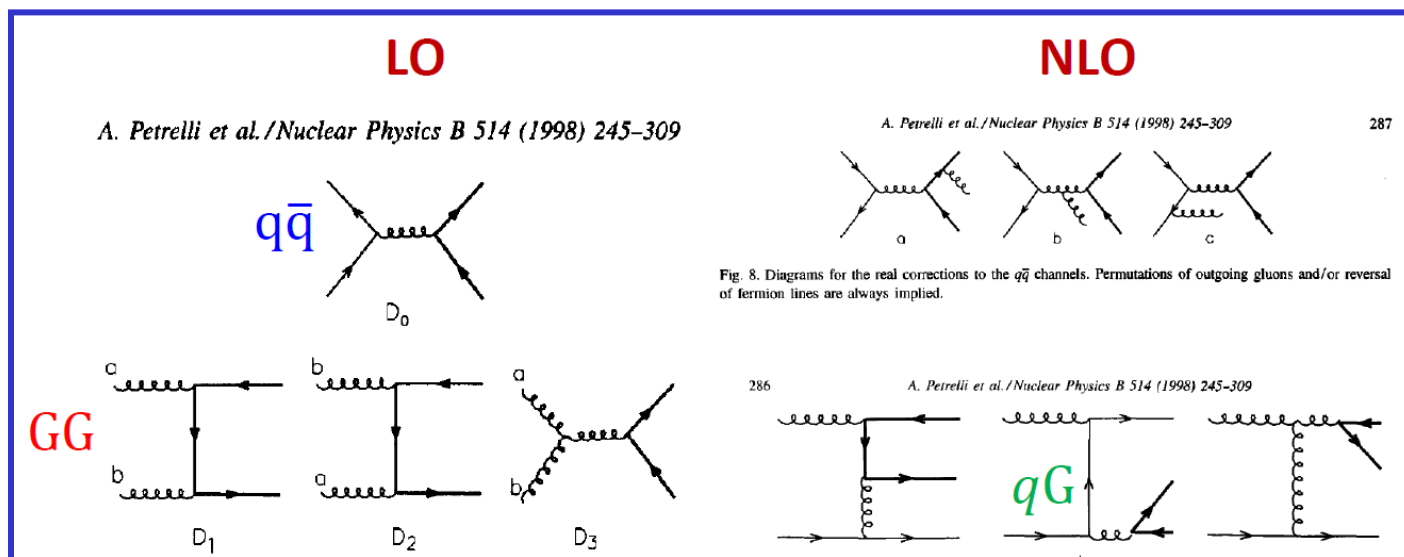
- An attempt to compare existing pion PDFs in their abilities to describe existing pion-induced J/Ψ production data
- The existing data are sensitive to the gluon PDF in pion, which is poorly known and is of much theoretical interest



Constraining gluon distribution of pion with pion-induced J/Ψ production

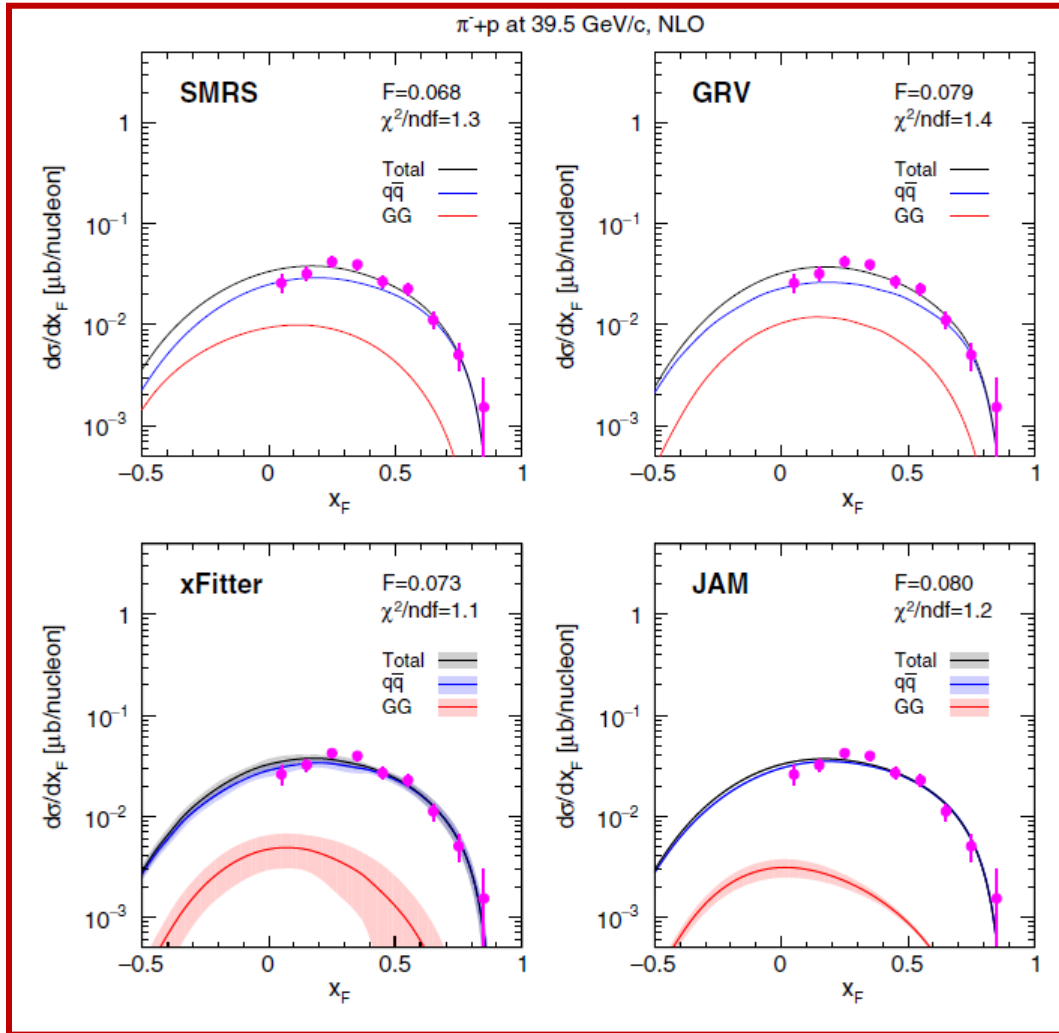
Paper	Reference	Year	Collab	E sqrt(s) Beam (GeV) (GeV)			Targets
Fermilab							
Branson	PRL 23, 1331	1977	Princ-Chicago	225	20.5	π^- , π^+ , p	C, Sn
Anderson	PRL 42, 944	1979	E444	225	20.5	π^- , π^+ , K^+ , p, ap	C, Cu, W
Abramov	Fermi 91-062-E	1991	E672/E706	530	31.5	π^-	Be
Kartik	PRD 41, 1	1990	E672	530	31.5	π^-	C, AL, Cu, Pb
Katsanevas	PRL 60, 2121	1988	E537	125	15.3	π^- , ap	Be, Cu, W
Akerlof	PR D48, 5067	1993	E537	125	15.3	π^- , ap	Be, Cu, W
Antoniazzi	PRD 46, 4828	1992	E705	300	23.7	π^- , π^+	Li
Gribushin	PR D53, 4723	1995	E672/E706	515	31.1	π^-	Be
Koreshev	PRL 77, 4294	1996	E706/E672	515	31.1	π^-	Be
CERN							
Abolins	PLB 82, 145	1979	WA11/Goliath	150	16.8	π^-	Be
McEwen	PLB 121, 198	1983	WA11	190	18.9	π^-	Be
Badier	Z.Phys. C20, 101	1983	NA3	150	16.8	π^- , π^+ , K^- , K^+ , p, ap	H, Pt
"	"	1983	NA3	200	19.4	π^- , π^+ , K^- , K^+ , p, ap	H, Pt
"	"	1983	NA3	280	22.9	π^- , π^+ , K^- , K^+ , p, ap	H, Pt
Corden	PLB 68, 96	1977	WA39	39.5	8.6	π^- , π^+ , K^- , K^+ , p, ap	Cu
Corden	PLB 96, 411	1980	WA39	39.5	8.6	π^- , π^+ , K^- , K^+ , p, ap	W
Corden	PLB 98, 220	1981	WA39	39.5	8.6	π^- , π^+ , K^- , K^+ , p, ap	p
Corden	PLB 110, 415	1982	WA40	39.5	8.6	π^- , π^+ , K^- , K^+ , p, ap	p, W
Alexandrov	NPB 557, 3	1999	Beatrice	350	25.6	π^-	Si, C, W

Different models for quarkonium production



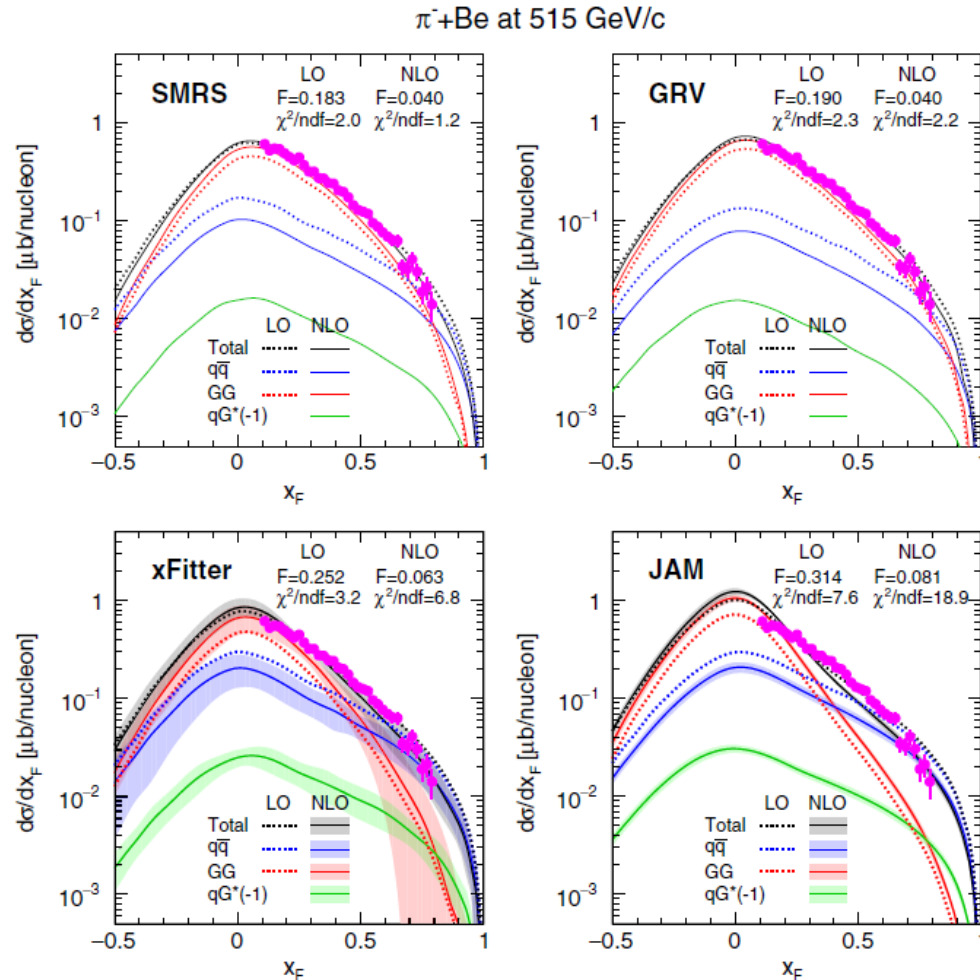
- **Color singlet model (CSM)**: only pairs with matched quantum number of the charmonium.
- **Color evaporation model (CEM)**: all pairs with mass less than $D\bar{D}$ threshold. One hadronization parameter for each charmonium.
- **Non-relativistic QCD model (NRQCD)**: all pairs of different color and spin states fragmenting with different probabilities – long-distance matrix elements (LDMEs).

Comparison between data and NLO CEM calculations for different pion PDFs



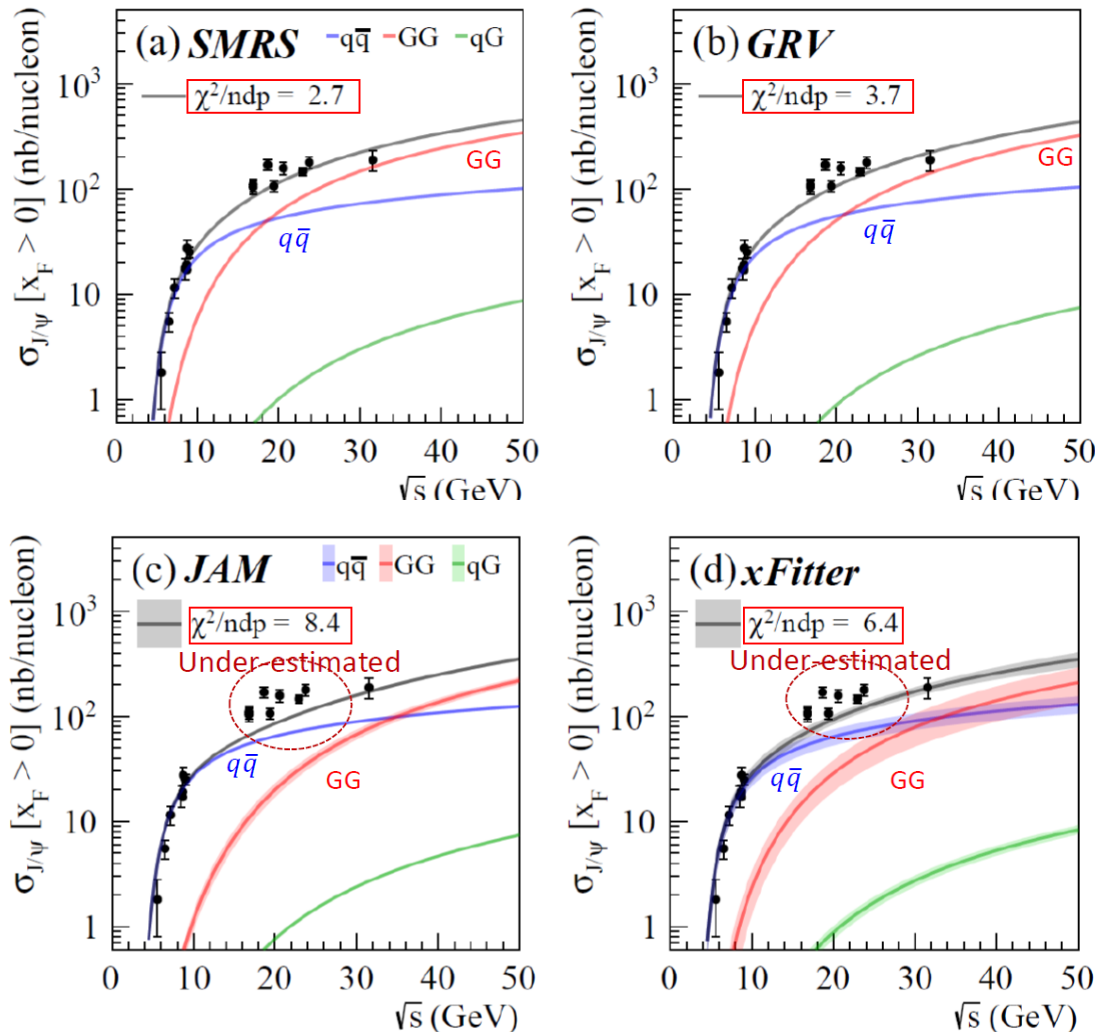
- At the lowest beam energy (39.5 GeV), $q\bar{q}$ annihilation dominates
- All PDFs are in good agreement with data, reflecting similar valence quark distributions

Comparison between data and calculations for different PDFs



- At the highest available beam energy (515 GeV), GG fusion dominates at wider range of x_F for all PDFs
- JAM and xFitter GG fusion contribution falls off rapidly at large x_F

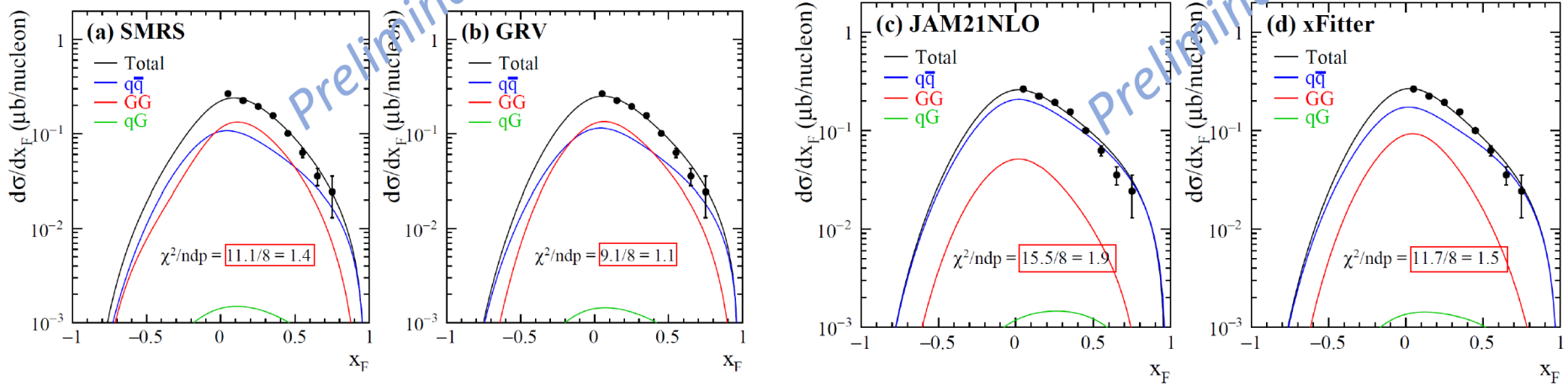
Comparison between J/Ψ data and NRQCD calculations for different pion PDFs



- The smaller GG contributions for JAM and xFitter gives a relatively large χ^2

Comparison between J/Ψ $d\sigma/dx_F$ data and NRQCD calculations for different pion PDFs

$[\pi^- + Pt \rightarrow J\psi + X$ at 200 GeV, Z. Phys. C20,101(1983)] $[\pi^- + Pt \rightarrow J\psi + X$ at 200 GeV, Z. Phys. C20,101(1983)]



Chang, JCP, Platchkov, Sawada, preliminary 2022

- The SMRS and GRV give smaller smaller χ^2 than JAM and xFitter
- It would be very important to include the J/Ψ data in the global fit to better constrain gluon distribution in mesons

Pion PDFs using DY and J/Ψ data

[Phys.Rev.D 105 \(2022\) 076018](#) ; [arXiv: 2202.12547](#)

PHYSICAL REVIEW D **105**, 076018 (2022)

Pion partonic distributions in a statistical model from pion-induced Drell-Yan and J/Ψ production data

Claude Bourrely ¹, Wen-Chen Chang ², and Jen-Chieh Peng ³

¹*Aix Marseille Univ, Université de Toulon, CNRS, CPT, Marseille, France*

²*Institute of Physics, Academia Sinica, Taipei 11529, Taiwan*

³*Department of Physics, University of Illinois at Urbana-Champaign, Urbana, Illinois 61801, USA*



(Received 23 February 2022; accepted 6 April 2022; published 26 April 2022)

We present a new analysis to extract pion parton distribution functions (PDFs) within the framework of the statistical model. Starting from the statistical model first developed for the spin-1/2 nucleon, we extend this model to describe the spin-0 pion. Based on a combined fit to both the pion-induced Drell-Yan data and the pion-induced J/Ψ production data, a new set of pion PDFs has been obtained. The inclusion of the J/Ψ production data in the combined fit has provided additional constraints for better determining the gluon distribution in the pion. We also compare the pion PDFs obtained in the statistical model with other existing pion PDFs.

Pion PDFs using DY and J/Ψ data

[Phys.Rev.D 105 \(2022\) 076018](#) ; [arXiv: 2202.12547](#)

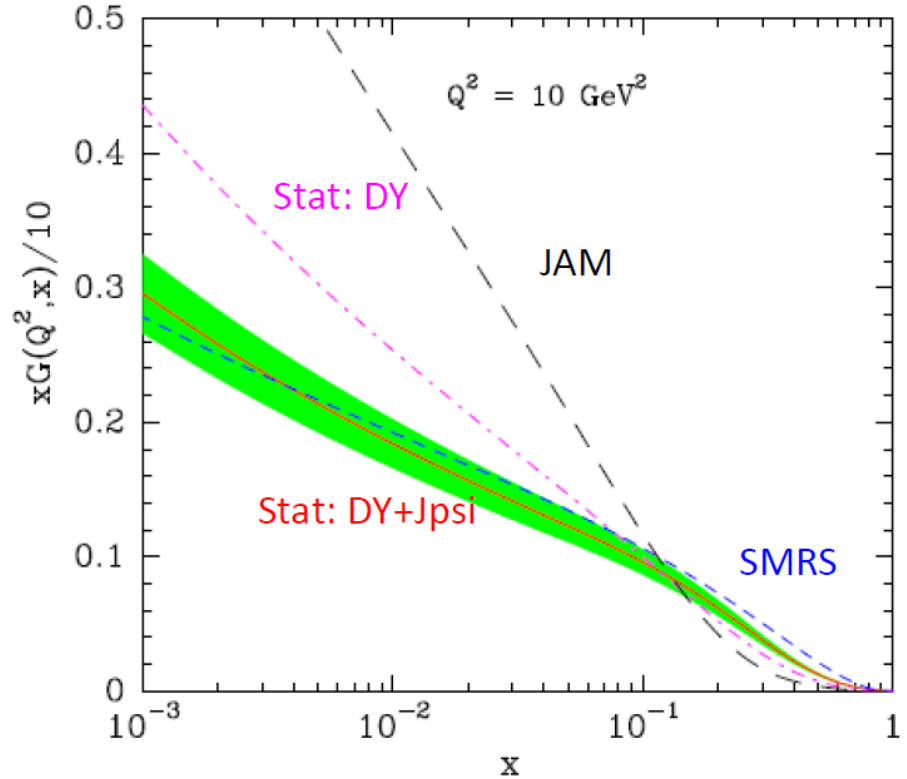
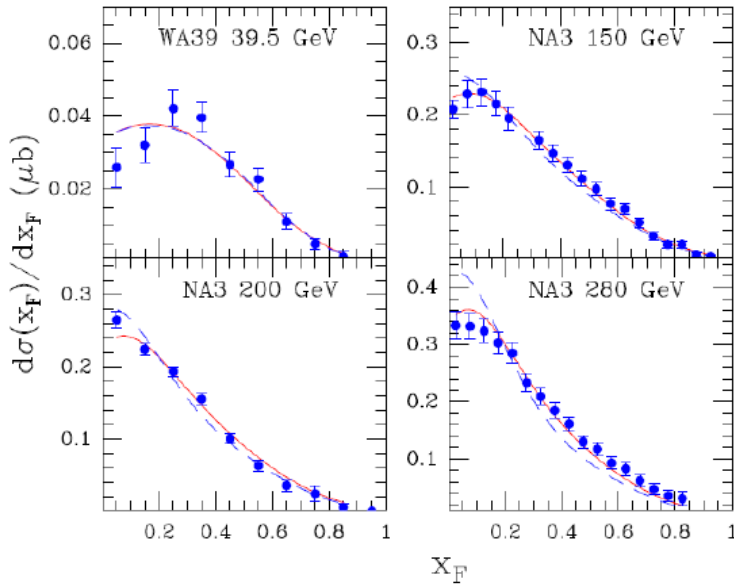
$$xU(x) = xD(x) = \frac{A_U X_U x^{b_U}}{\exp[(x - X_U)/\bar{x}] + 1} + \frac{\tilde{A}_U x^{\tilde{b}_U}}{\exp(x/\bar{x}) + 1}$$

$$x\bar{U}(x) = x\bar{D}(x) = \frac{A_U (X_U)^{-1} x^{b_U}}{\exp[(x + X_U)/\bar{x}] + 1} + \frac{\tilde{A}_U x^{\tilde{b}_U}}{\exp(x/\bar{x}) + 1}$$

$$xS(x) = x\bar{S}(x) = \frac{\tilde{A}_U x^{\tilde{b}_U}}{2[\exp(x/\bar{x}) + 1]}$$

$$xG(x) = \frac{A_G x^{b_G}}{\exp(x/\bar{x}) - 1}, \quad b_G = 1 + \tilde{b}_U$$

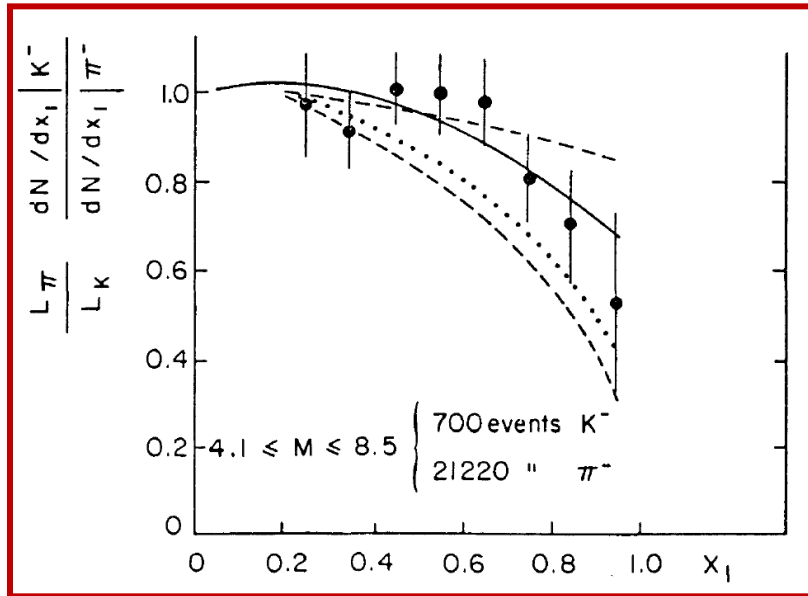
J/Ψ WA39 and NA3 J/ψ ($\pi^- H_2$)



Inclusion of the J/Ψ data gives larger $G(x)$ at $x > 0.1$

What do we know about the kaon PDF (very little!)

$\sigma(K^- + Pt) / \sigma(\pi^- + Pt)$ Drell-Yan ratios



From NA3; 150 GeV, Pt target

$$R = \frac{\sigma_{DY}(K^- + D)}{\sigma_{DY}(\pi^- + D)}$$

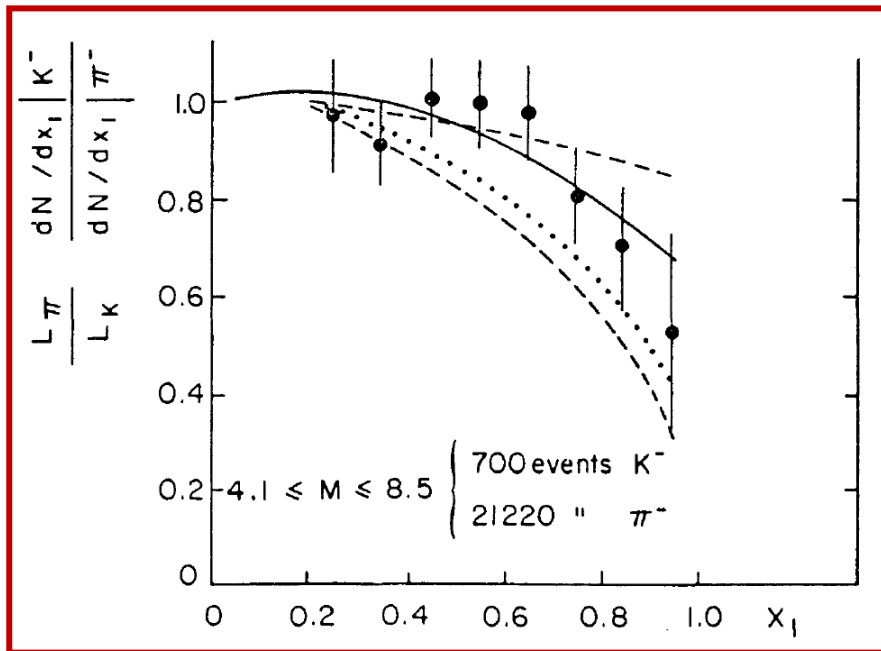
$$\simeq \frac{4V_K^u(x_1)V_N(x_2) + 4V_K^u(x_1)S_N(x_2) + V_K^s(x_1)s_p(x_2) + 5S_K(x_1)V_N(x_2)}{4V_\pi(x_1)V_N(x_2) + 5S_\pi(x_1)V_N(x_2) + 5V_\pi(x_1)S_N(x_2)} \simeq \frac{V_K^u(x_1)}{V_\pi(x_1)}$$

$$R \simeq (1-x)^{0.18 \pm 0.07} \Rightarrow \text{softer } u\text{-valence in kaon than in pion}$$

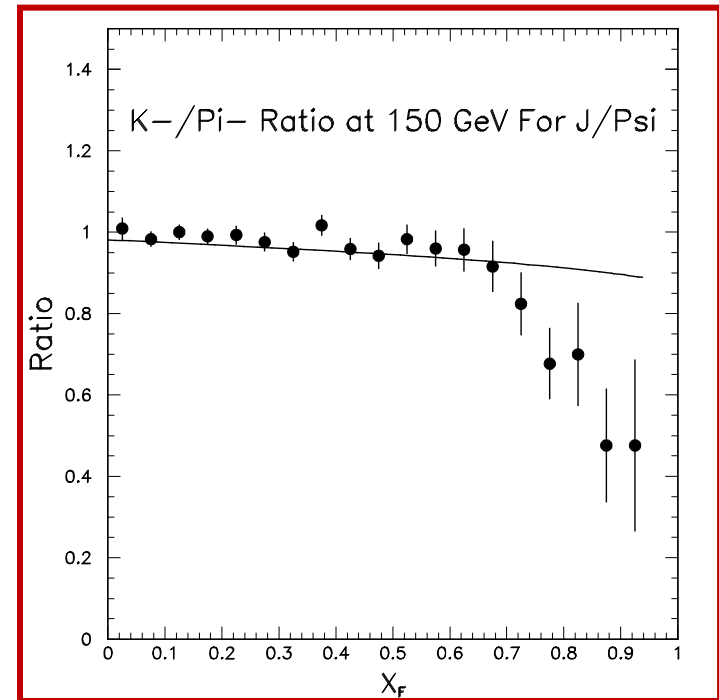
$(K^- + Pt) / (\pi^- + Pt)$ ratios for J/Ψ production

From NA3; 150 GeV, Pt target

Ratios for D-Y

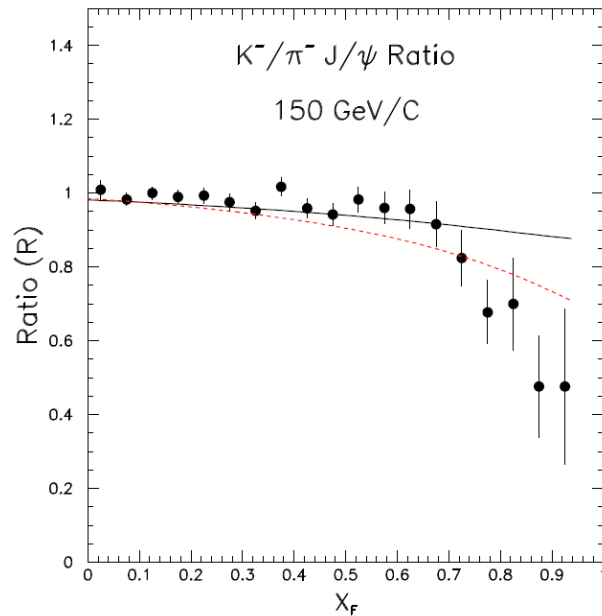
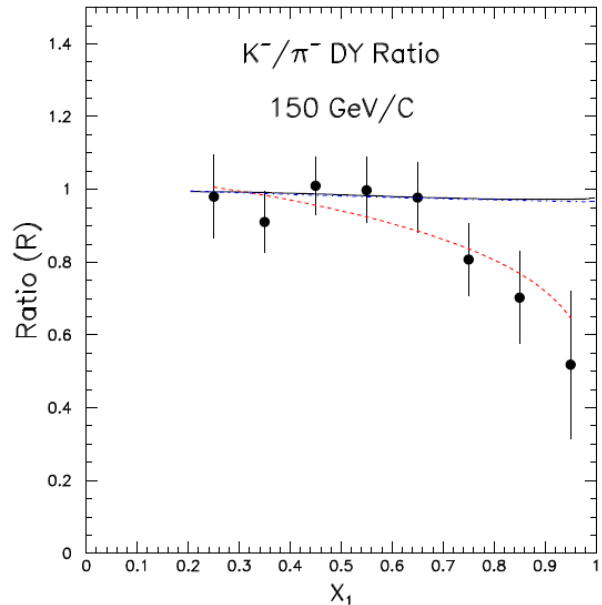


Ratios for J/Ψ



Similar behavior at large x_F for D-Y and J/Ψ production?

$(K^- + Pt) / (\pi^- + Pt)$ ratios for DY and J/Ψ production



Black solid curve:

same PDF for π^- and K^- in LO

Red dashed curve:

Modified K^- PDF

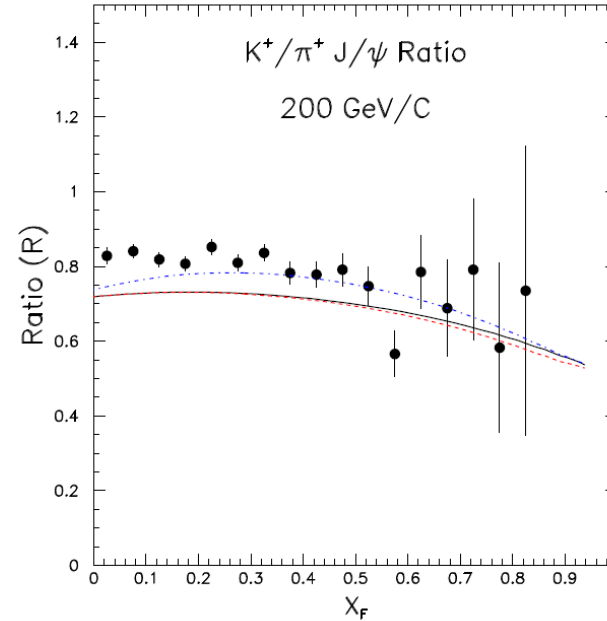
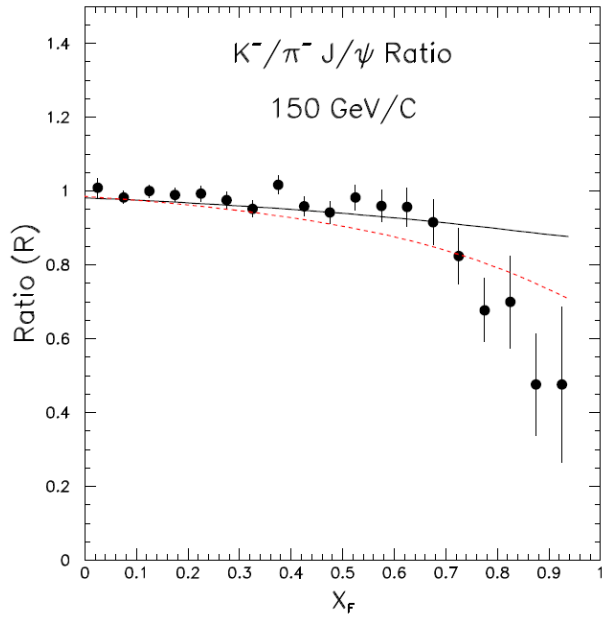
$$\bar{u}_K^V(x) = 1.061 \bar{u}_\pi^V(x) (1-x)^{0.203}$$

$$s_K^V(x) = 0.937 \bar{u}_\pi^V(x) (1-x)^{-0.203}$$

JCP, Chang, Platchkov, Sawada: 1711.00839

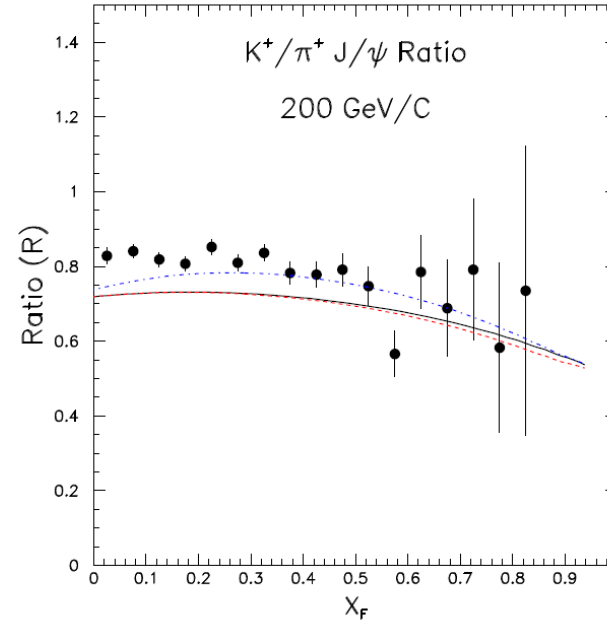
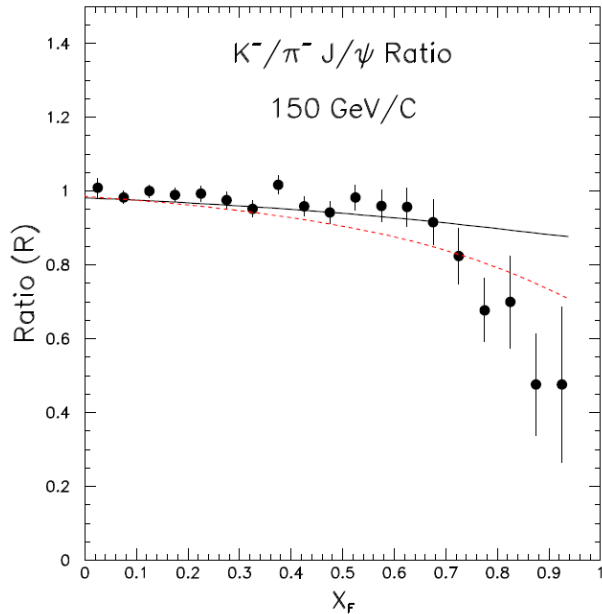
The J/Ψ data also suggest a softer u -valence in kaon than in pion

(K^+ / π^+) ratios versus (K^- / π^-) ratios for J/ψ production



- Different behavior for K^+/π^+ ratios versus K^-/π^-
(ratio is ~ 1.0 for K^-/π^- , but ~ 0.8 for K^+/π^+)
- $q - \bar{q}$ annihilation is suppressed for K^+ beam, which contains $u\bar{s}$ valence quarks (can only annihilate with sea-quarks in nucleons)
- Hence the K^+/π^+ J/ψ ratios are sensitive to gluons in K^+

(K^+ / π^+) ratios versus (K^- / π^-) ratios for J/Ψ production



Black solid curve:

same PDF for π^- and K^- in LO

Red dashed curve:

Modified K^- pdf

$$\bar{u}_K^V(x) = 1.061 \bar{u}_\pi^V(x) (1-x)^{0.203}$$

$$s_K^V(x) = 0.937 \bar{u}_\pi^V(x) (1-x)^{-0.203}$$

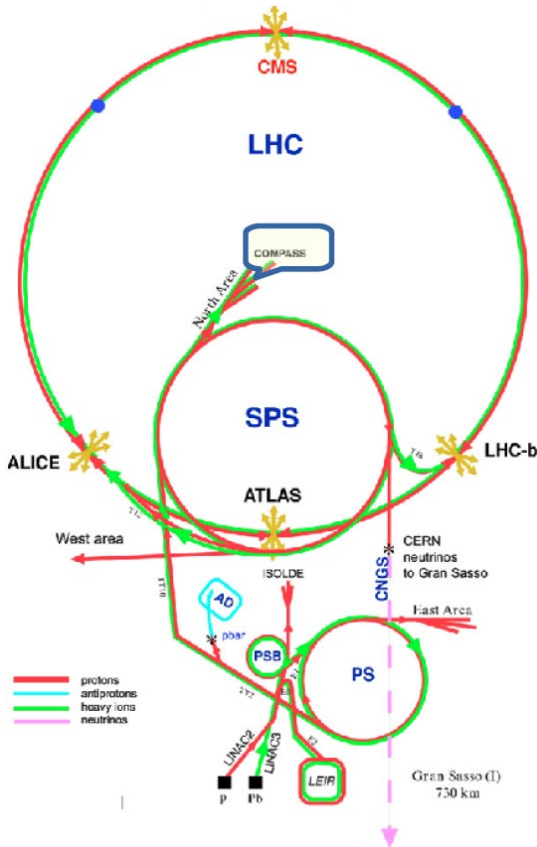
JCP, Chang, Platchkov, Sawada: 1711.00839

• Blue dot-dashed curve:

gluons in kaon carry 5% more momentum than gluons in pion
(in disagreement with the expectation that gluons in kaon carry less momentum than gluons in pion)

A global fit to extract the kaon PDF using the (K / π) Drell-Yan and J/Ψ data in the statistical model is underway (Bourelly, Buccella, Chang, JCP)

AMBER (Phase-I was approved)



Program	Physics Goals	Beam Energy [GeV]	Beam Intensity [s^{-1}]	Trigger Rate [kHz]	Beam Type	Target	Earliest start time, duration
muon-proton elastic scattering	Precision proton-radius measurement	100	$4 \cdot 10^6$	100	μ^\pm	high-pressure H2	2022 1 year
Hard exclusive reactions	GPD E	160	$2 \cdot 10^7$	10	μ^\pm	NH_3^\dagger	2022 2 years
Input for Dark Matter Search	\bar{p} production cross section	20-280	$5 \cdot 10^5$	25	p	LH2, LHe	2022 1 month
\bar{p} -induced spectroscopy	Heavy quark exotics	12, 20	$5 \cdot 10^7$	25	\bar{p}	LH2	2022 2 years
Drell-Yan	Pion PDFs	190	$7 \cdot 10^7$	25	π^\pm	C/W	2022 1-2 years

- Expect new Drell-Yan and J/Ψ production data with pion (kaon) beams in the near future !

Exclusive Drell-Yan and J/Ψ production with pion beam

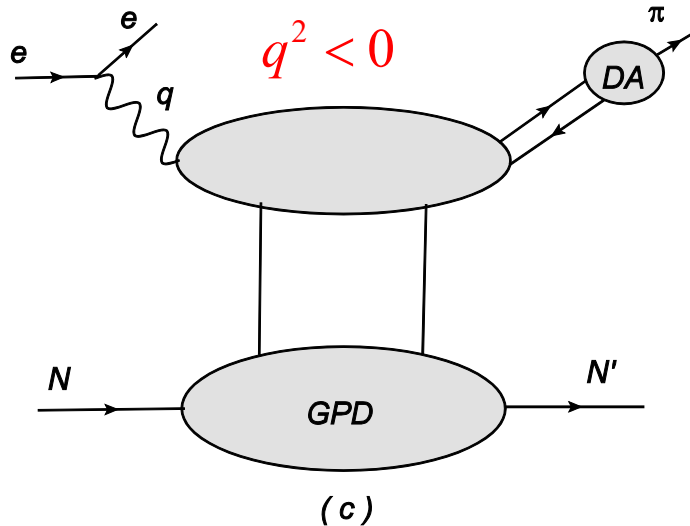
- Exclusive Drell-Yan with meson and antiproton beams are the time-like processes complementary to the deeply virtual meson production at JLab, HERMES and COMPASS
- Exclusive Drell-Yan with meson beam at J-PARC will also complement the program at FAIR using antiproton beam

Takahiro Sawada, Wen-Chen Chang, Shunzo Kumano, Jen-Chieh Peng, Shinya Sawada, Kazuhiro Tanaka, Phys. Rev. D93 (2016) 114034

DEMP versus exclusive Drell-Yan

$$\gamma^* + N \rightarrow \pi + N'$$

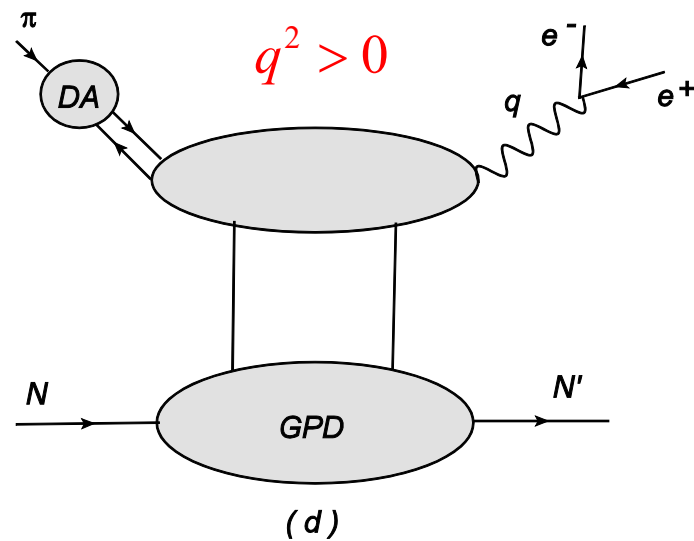
Deep Exclusive Meson Production



space-like photon

$$\pi + N \rightarrow \gamma^* + N'$$

Exclusive Drell-Yan

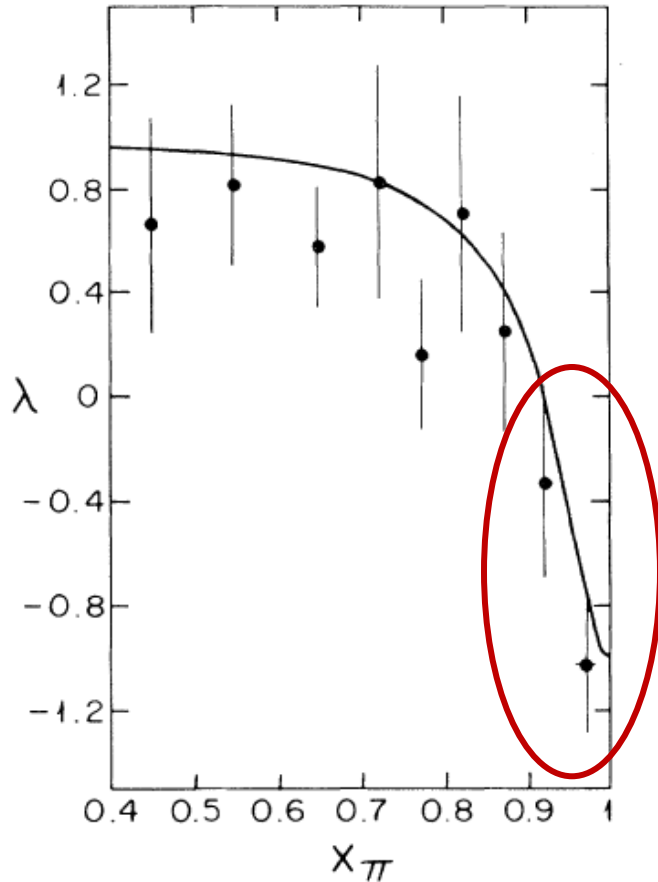


time-like photon

Longitudinally polarized dilepton is expected

Evidence for longitudinally polarized dilepton in meson-induced Drell-Yan at large x ?

$\pi^- + W \rightarrow \mu^- + \mu^+ + X$ 80 GeV π^-
PRL 55 (1985) 2649



$$\frac{d\sigma}{d\Omega} \propto (1 + \lambda \cos^2 \theta)$$

$\lambda = 1$: transversely polarized

$\lambda = -1$: longitudinally polarized

As $x_\pi \rightarrow 1$, inclusive Drell-Yan becomes exclusive Drell-Yan!

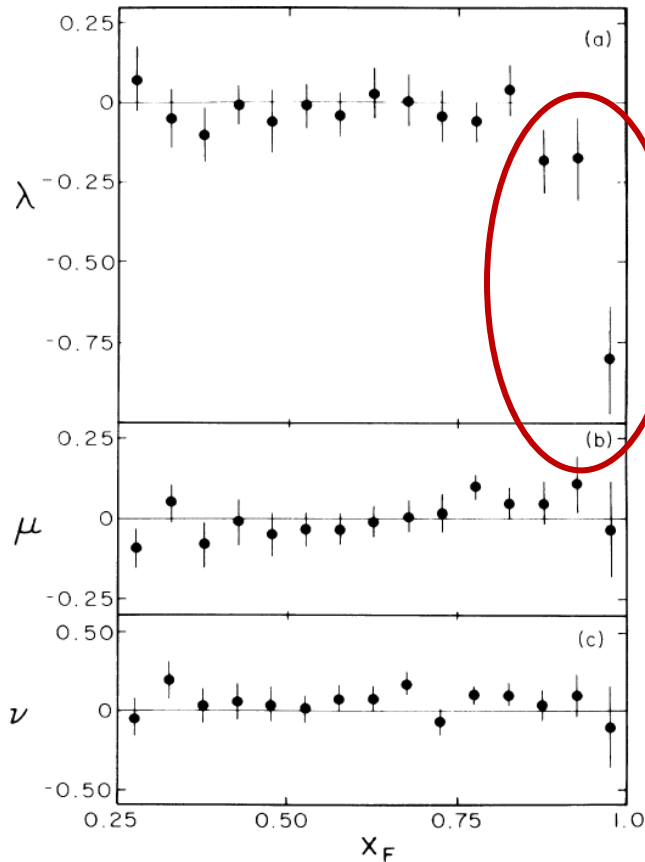
Evidence for longitudinally polarized dilepton in meson-induced J/Ψ at large x_F ?

$\pi^- + W \rightarrow J/\Psi + X$ 252 GeV π^-
PRL 58 (1987) 2523

$$\frac{d\sigma}{d\Omega} \propto (1 + \lambda \cos^2 \theta)$$

$\lambda = 1$: transversely polarized

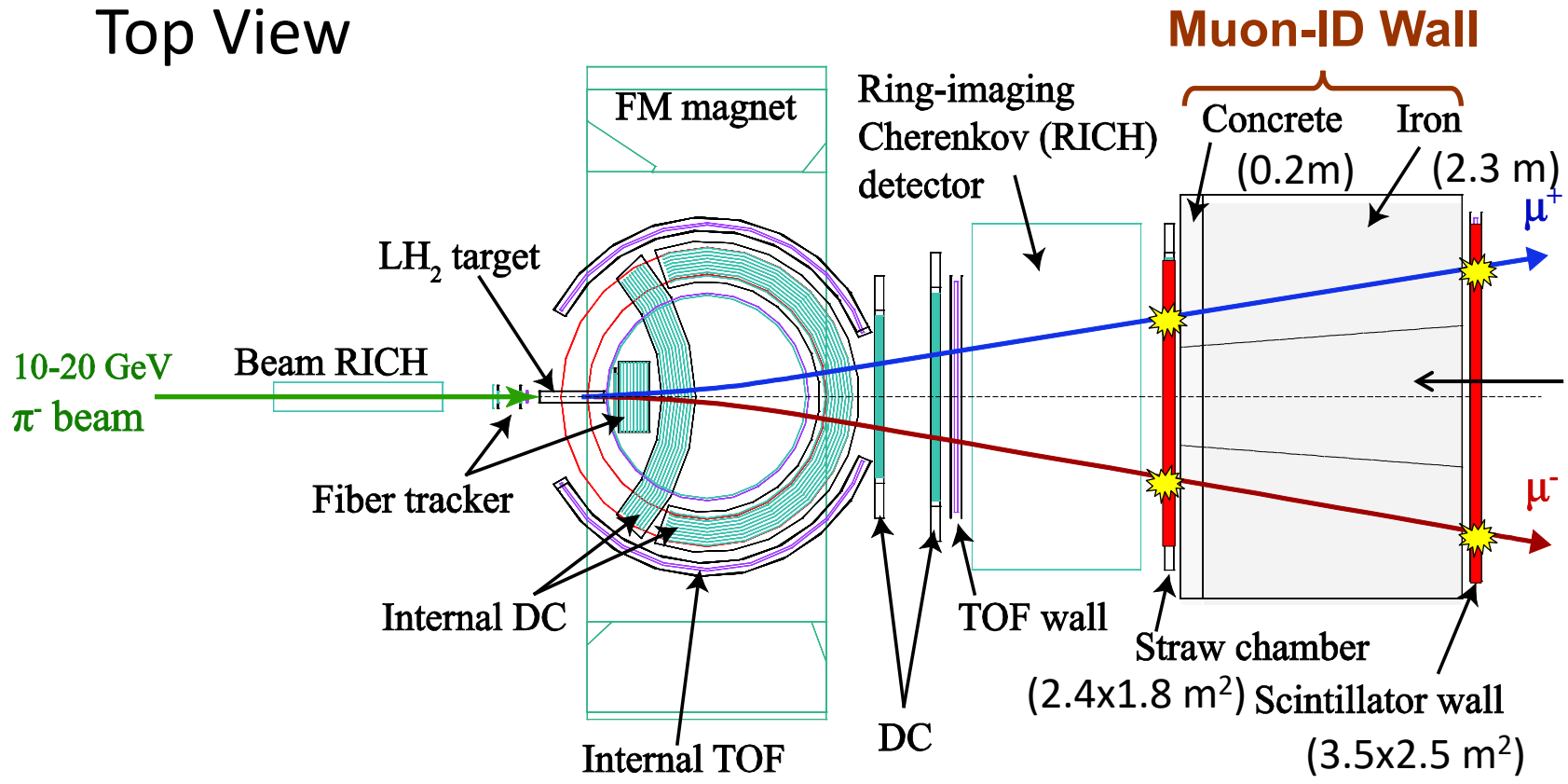
$\lambda = -1$: longitudinally polarized



As $x_F \rightarrow 1$, inclusive J/Ψ becomes exclusive J/Ψ !

Exclusive Drell-Yan and J/Ψ measurement in J-PARC E50 Spectrometer

Top View



Original Configuration
for Charmed Baryon Spectroscopy

Stage-1 approved by J-PARC PAC-18, August 12, 2014.

Extension part

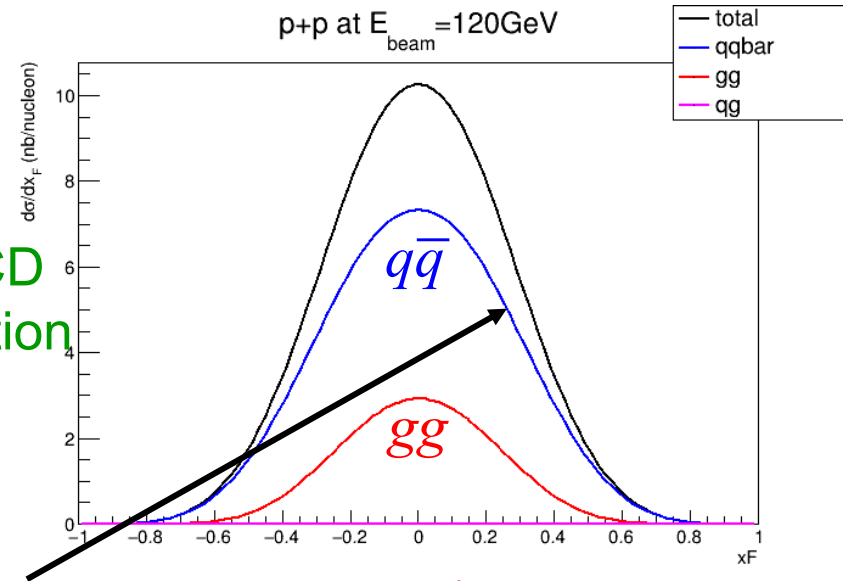
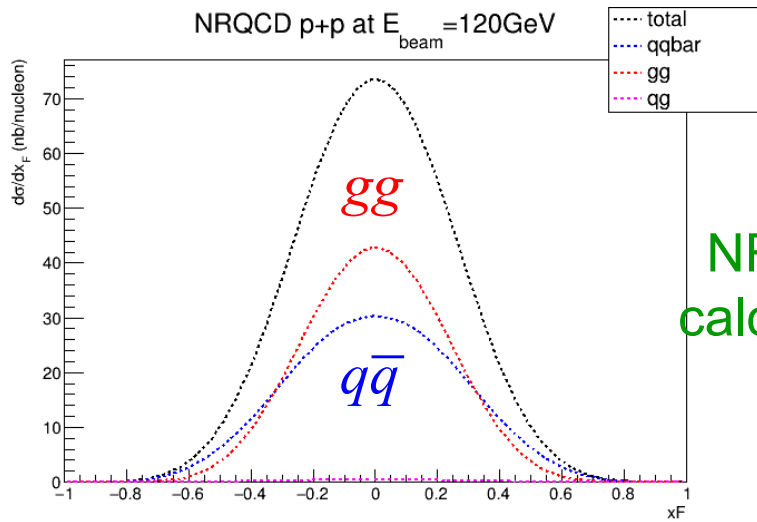
Proposal is currently
being prepared.

Complementarity between J/Ψ and Ψ'

J/Ψ

p+p at 120 GeV

Ψ'



$q\bar{q}$ annihilation is the dominant process for Ψ' production!!!

- This suggests the possibility of using the J/Ψ and Ψ' data to separate the gg from the $q\bar{q}$ contributions
- The narrower x_F distribution for gg than for $q\bar{q}$ is due to the rapid fall-off of gluon content as x increases.
- Hence the x_F distribution for Ψ' is expected to be broader than for J/Ψ , resulting in a positive slope for the $\Psi' / (J/\Psi)$ ratios at $x_F > 0$

$\Psi'/(J/\Psi)$ ratio with pion beam

$\pi^- + W$ data at 253 GeV

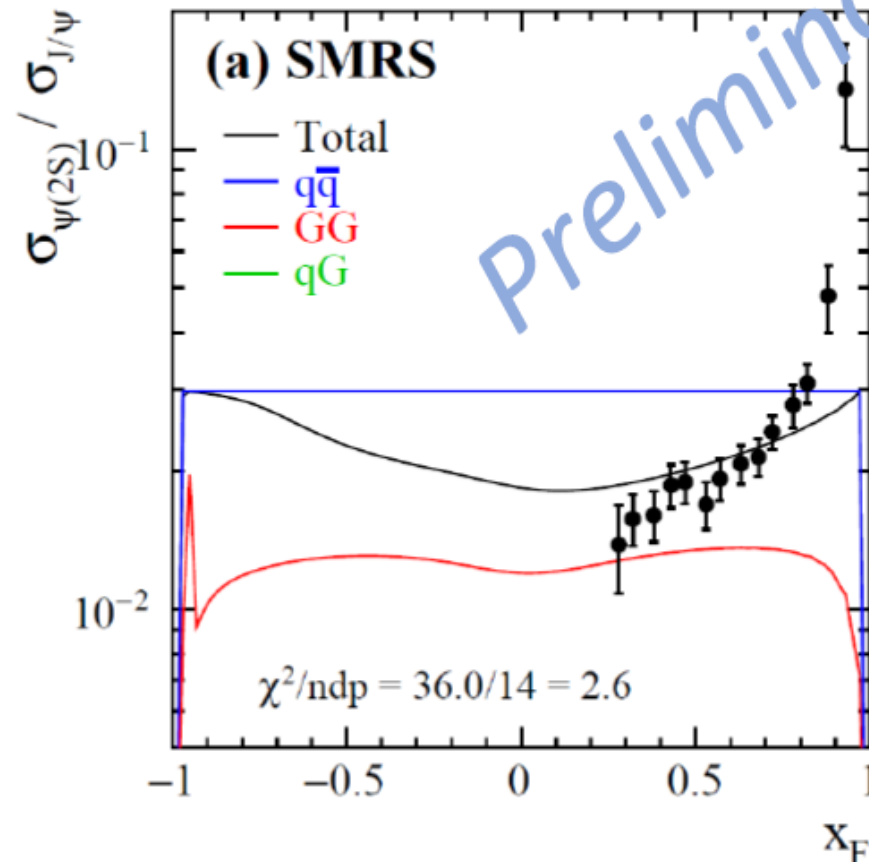


Figure from Chang, JCP, Platchkov, Sawada

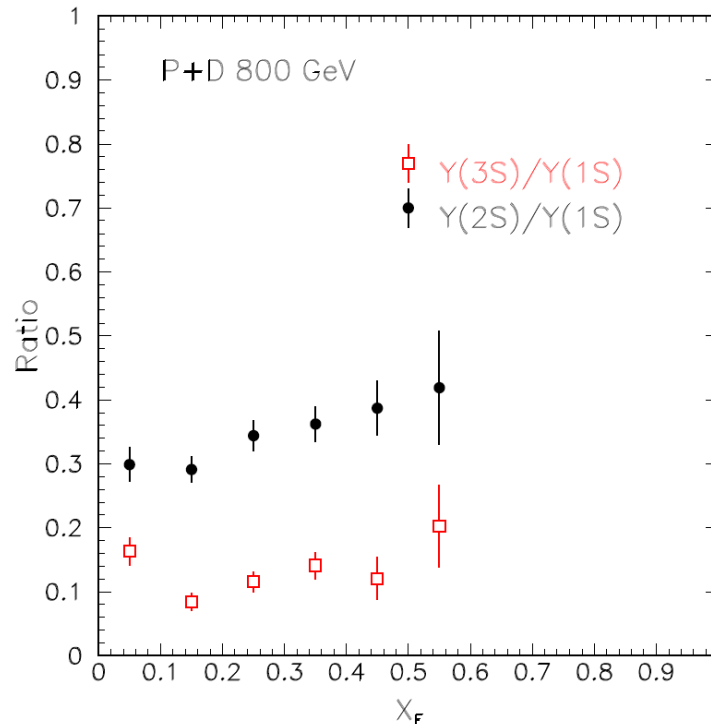
How about Υ' / Υ ratios ?

PRL 100, 062301 (2008)

PHYSICAL REVIEW LETTERS

week ending
15 FEBRUARY 2008

Measurement of Υ Production for $p + p$ and $p + d$ Interactions at 800 GeV/c



- The E866 data on Υ – production also suggests a broader x_F distribution for $\Upsilon(2S + 3S)$ than for $\Upsilon(1S)$
- This suggests a larger $q\bar{q}$ contribution for $\Upsilon(2S + 3S)$ than for $\Upsilon(1S)$
- Are there other evidences?

Polarization of J/Ψ , Ψ' and Υ s

- Decay angular distribution in the quarkonium rest frame ($p_T=0$)

$$\frac{d\sigma}{d\Omega} \sim 1 + \lambda \cos^2 \theta$$

* Transverse : σ_T ; helicity: ± 1 ; $\lambda = 1$

* Longitudinal : σ_L ; helicity: 0; $\lambda = -1$

* Unpolarized : $\sigma_T = 2\sigma_L$; helicity: 0, ± 1 ; $\lambda = 0$

- $\lambda = \frac{\sigma_T - 2\sigma_L}{\sigma_T + 2\sigma_L} = (1 - 2\sigma_L / \sigma_T) / (1 + 2\sigma_L / \sigma_T)$

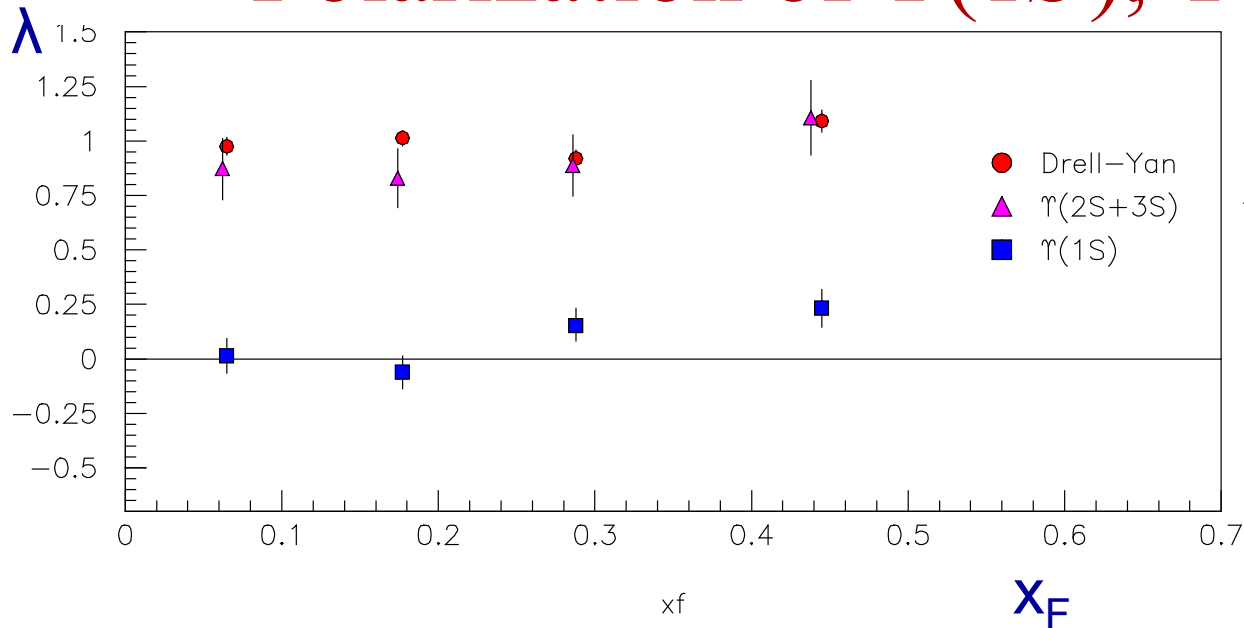
- σ_L / σ_T depends on the color - spin states of the $Q\bar{Q}$ pair :

State: ${}^3S_1^{(1)}$ ${}^1S_0^{(8)}$ ${}^3P_J^{(8)}$ ${}^3S_1^{(8)}$

σ_L / σ_T : 1/3.4 1/2 1/6 0/1

- Polarization of $Q\bar{Q}$ is sensitive to the production mechanism

Polarization of $\Upsilon(1S)$, $\Upsilon(2S + 3S)$



λ for D-Y, $\Upsilon(1S)$, $\Upsilon(2S + 3S)$

$p + Cu \rightarrow \mu^+ \mu^-$
at 800 GeV

PRL 86, 2529 (2001)

- D-Y is transversely polarized
- $\Upsilon(1S)$ is slightly polarized (like J/Ψ)
- $\Upsilon(2S+3S)$ is transversely polarized!
- Preliminary result shows ψ' is also transversely polarized!

It would be very interesting to measure J/Ψ and Ψ' polarization in pion or electron induced quarkonium production

Summary and future prospect

- Parton distributions of mesons represent
 - * An interesting topic for theories and experiments
 - * Unique opportunities at COMPASS, JLab, J-PARC, and EIC
- J / ψ production provides useful information on the quark and gluon contents of mesons
 - * Existing data should be included in the global fits for better constraining the gluon distributions in pion and kaon
 - * Analysis is underway to find possibly different gluon distributions in kaon versus pion
- Exclusive J / ψ (ψ') production with meson beam could provide information complementary to exclusive photo-production